

નાણાંકિય વર્ષ ૨૦૨૪-૨૫ ના વર્ષનું સ્થાયી અને વિકાસ ખર્ચની સુધારેલ અંદાજપત્રીય મંજૂર કરવા બાબત.

જાહેરનામાં નં.૧૦૦૫/૨૦૨૫

આથી સબંધકર્તા સર્વેને જણાવવામાં આવે છે કે, તા.૦૬.૦૧.૨૦૨૫ નાં રોજ નવસારી કૃષિ યુનિવર્સિટી, નવસારી ખાતે મળેલ સંચાલક મંડળની ૫૪મી બેઠકની કાર્યનોંધનાં મુદ્દા નં.૫૪.૧૩ થી નીચેની વિગતે ઠરાવ કરેલ છે.

“આથી ઠરાવવામાં આવે છે કે, નવસારી કૃષિ યુનિવર્સિટી, નવસારીનું સને ૨૦૨૪-૨૫ નાં વર્ષનું સ્થાયી ખર્ચ (નોનપ્લાન) અને વિકાસ ખર્ચ (પ્લાન) યોજનાઓનું કુલ સુધારેલ અંદાજ (રીવાઈઝ બજેટ) રૂ. ૨૦૫૨૮.૮૫ (લાખ) થાય છે. જેમાંથી સૂચિત કુલ આવક રૂ.૬૦૯.૫૬ (લાખ) બાદ કરી કુલ નેટ અંદાજ રૂ.૧૯૯૧૯.૨૯ (લાખ) સરકારશ્રીમાં રજૂ કરવામાં આવેલ છે. જેને નિયામક મંડળ દ્વારા ગ્રાહ્ય રાખવામાં આવે છે (Appendix-54.13)”

ખ.નં.નકૃયુ/હિનિ/બજેટ-૩/૪૯૫ /૨૦૨૫
નવસારી, તા.૨૭/૦૧/૨૦૨૫



(Signature)

હિસાબ નિયામક
નવસારી કૃષિ યુનિવર્સિટી
નવસારી

નકલ સવિનય રવાના:-

૧. સંચાલક મંડળના તમામ સભ્યશ્રીઓ તરફ.

નકલ જય ભારત સાથે રવાના:-

૧. યુનિવર્સિટીના તમામ અધિકારીશ્રીઓ તરફ.
૨. તમામ આચાર્યશ્રીઓ તરફ.
૩. તમામ યુનિટ/સબ યુનિટ અધિકારીશ્રીઓ તરફ.

નકલ રવાના:-

૧. માન. કુલપતિશ્રીના સહાય સચિવશ્રી, નવસારી કૃષિ યુનિવર્સિટી, નવસારી.
૨. કુલસચિવશ્રી, નવસારી કૃષિ યુનિવર્સિટી, નવસારી વિભાગની બોર્ડ ઓફ મેનેજમેન્ટ શાખા તરફ (૧૦ નકલમાં)
૩. જાહેરનામાંની ક્ષણ.

NAVSARI AGRICULTURAL UNIVERSITY, NAVSARI

SUMMARY STATEMENT FOR REVISED BUDGET ESTIMATES OF STANDING & DEVELOPMENT CHARGES SCHEME FOR THE YEAR 2024-25

(Rs. In Lakhs)

Sr. No.	Object Head	Actual Expenditure 2023-24	Budget Provision for 2024-25	Expenditure for First Eight months for 2024-25	Probably Exp. last Four months for 2024-25	Gross Revised Budget 2024-25 (Col. 5+6)	Probable Receipt for 2024-25	Net Revised Budget Proposed for 2024-25 (7-8)	Additional requirement against budget provision (9-4)	% of Additional Requirement Against BP 2024-25	Provision approved by FD For the next year 2025-26	Remarks
1	2	3	4	5	6	7	8	9	10	11	12	13
Demand No.2 (AGRICULTURE, FARMERS WELFARE & CO-OPERATOIN DEPARTMENT)												
1	004 AGRICULTURAL RESEARCH 2415-01-004-02-00 (RESEARCH)	3526.28	3737.00	2157.42	1629.58	3787.00	160.00	3627.00	-110.00	-2.94	4457.00	કાર્તેન્સીલ, ગાંધીનગર
2	150 ASSISTANCE TO ICAR 2415-01-150-01-00 (ICAR State Share)	242.65	252.00	146.70	105.30	252.00	0.00	252.00	0.00	0.00	318.00	કાર્તેન્સીલ, ગાંધીનગર
3	277 EDUCATION 2415-01-277-02-01 (STAFF)	5738.02	5957.00	3825.02	2345.38	6170.40	313.40	5857.00	-100.00	-1.68	7804.00	કાર્તેન્સીલ, ગાંધીનગર
4	277 PENSION GREDEUETY 2415-01-277-02-02 (PENSION)	6145.93	7150.00	4465.49	2684.51	7150.00	0.00	7150.00	0.00	0.00	7410.00	કાર્તેન્સીલ, ગાંધીનગર
5	277 MAINTENANCE & REPAIR 2415-01-277-02-03 (M&R)	64.38	125.00	83.06	41.94	125.00	0.00	125.00	0.00	0.00	150.00	કાર્તેન્સીલ, ગાંધીનગર
6	277 EDUCATION 2415-01-277-04-00 (Education) Construction	0.00	0.00	0.00	0.00	0.00	0.00	0.00	0.00	0.00	0.00	કાર્તેન્સીલ, ગાંધીનગર
7	277 EXTENSION EDUCATION 2415-01-277-03-01 (Ex. Edu.Prog.)	373.97	363.00	229.43	194.57	424.00	11.00	413.00	50.00	13.77	401.00	કાર્તેન્સીલ, ગાંધીનગર
(NORMAL) TOTAL:-		16091.23	17584.00	10907.12	7001.28	17908.40	484.40	17424.00	-160.00	-0.91	20540.00	
Demand No.96 (TRIBAL DEVELOPMENT DEPARTMENT)												
8	796- AGRIL. UNI. FOR EDU. 2415-01-796-03-00 (Agril. Education TASP)	968.54	1238.00	693.86	545.14	1239.00	80.00	1159.00	-79.00	-6.38	1408.00	કાર્તેન્સીલ, ગાંધીનગર
9	796- AGRIL. UNI. FOR EDU. 2415-01-796-04-00 (Extention. Edu. Prog.TASP)	381.73	492.00	241.53	233.47	475.00	6.00	469.00	-23.00	-4.67	626.00	કાર્તેન્સીલ, ગાંધીનગર
10	796-AGRI RES. TRIBAL AREA 2415-01-796-05-00 (Agril. Res. TASP)	529.12	753.00	482.22	309.94	792.16	39.16	753.00	0.00	0.00	895.00	કાર્તેન્સીલ, ગાંધીનગર
(TASP) TOTAL:-		1879.39	2483.00	1417.61	1088.55	2506.16	125.16	2381.00	-102.00	-4.11	2929.00	
(NORMAL + TASP) TOTAL:-		17970.62	20067.00	12324.73	8089.83	20414.56	609.56	19805.00	-262.00	-1.31	23469.00	

NAVSARI AGRICULTURAL UNIVERSITY, NAVSARI

SUMMARY STATEMENT FOR REVISED BUDGET ESTIMATES OF STANDING & DEVELOPMENT CHARGES SCHEME FOR THE YEAR 2024-25

(Rs. In Lakhs)

Sr. No.	Object Head	Actual Expenditure 2023-24	Budget Provision for 2024-25	Expenditure for First Eight months for 2024-25	Probably Exp. last Four months for 2024-25	Gross Revised Budget 2024-25 (Col. 5+6)	Probable Receipt for 2024-25	Net Revised Budget Proposed for 2024-25 (7-8)	Additional requirement against budget provision (9-4)	% of Additional Requirement Against BP 2024-25	Provision approved by FD For the next year 2025-26	Remarks
1	2	3	4	5	6	7	8	9	10	11	12	13
Demand No.3 (AGRICULTURE, FARMERS WELFARE & CO-OPERATION DEPARTMENT)												
11	104 AREA IRRIGATION PROG. 2702-01-104-01-00 (Area.Irrig. Prog.)	84.37	90.00	47.13	34.16	81.29	0.00	81.29	-8.71	-9.68	119.00	જેતિ નિયામક, ગાંધીનગર
	(AREA IRRI.) TOTAL:-	84.37	90.00	47.13	34.16	81.29	0.00	81.29	-8.71	-9.68	119.00	
Demand No.2 (AGRICULTURE, FARMERS WELFARE & CO-OPERATION DEPARTMENT)												
12	109 EXTENSION AND FARMERS TRAINING 2401-00-109-04-00 (T&V)	30.48	31.00	22.00	11.00	33.00	0.00	33.00	2.00	6.45	40.00	જેતિ નિયામક, ગાંધીનગર
	(T&V) TOTAL:-	30.48	31.00	22.00	11.00	33.00	0.00	33.00	2.00	6.45	40.00	
STATE GOVT. ALL TOTAL (1 to 12):-		18085.47	20188.00	12393.86	8134.99	20528.85	609.56	19919.29	-268.71	-1.33	23628.00	


Planning Officer
Navsari Agricultural University
Navsari


Comptroller
Navsari Agricultural University
Navsari


Director of Research
Navsari Agricultural University
Navsari

NAVSARI AGRICULTURAL UNIVERSITY, NAVSARI

SUMMARY STATEMENT FOR REVISED BUDGET ESTIMATES OF **STANDING CHARGES SCHEME FOR THE YEAR 2024-25**

(Rs. In Lakhs)

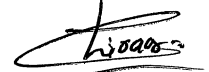
Sr. No.	Object Head	Actual Expenditure 2023-24	Budget Provision for 2024-25	Expenditure for First Eight months for 2024-25	Probably Exp. last Four months for 2024-25	Gross Revised Budget 2024-25 (Col. 5+6)	Probable Receipt for 2024-25	Net Revised Budget Proposed for 2024-25 (7-8)	Additional requirement against budget provision (9-4)	% of Additional Requirement Against BP 2024-25	Provision approved by FD For the next year 2025-26	Remarks
1	2	3	4	5	6	7	8	9	10	11	12	13
Demand No.2 (AGRICULTURE, FARMERS WELFARE & CO-OPERATOIN DEPARTMENT)												
1	004 AGRICULTURAL RESEARCH 2415-01-004-02-00 (RESEARCH)	1396.16	1256.00	784.26	521.74	1306.00	50.00	1256.00	0.00	0.00	1430.00	કાઉન્સીલ, ગાંધીનગર
2	277 EDUCATION 2415-01-277-02-01 (STAFF)	2067.14	2105.00	1351.06	857.34	2208.40	103.40	2105.00	0.00	0.00	2568.00	કાઉન્સીલ, ગાંધીનગર
3	277 PENSION GREDUETY 2415-01-277-02-02 (PENSION)	6145.93	7150.00	4465.49	2684.51	7150.00	0.00	7150.00	0.00	0.00	7410.00	કાઉન્સીલ, ગાંધીનગર
4	277 MAINTENANCE & REPAIR 2415-01-277-02-03 (M&R)	64.38	125.00	83.06	41.94	125.00	0.00	125.00	0.00	0.00	150.00	કાઉન્સીલ, ગાંધીનગર
5	277 EXTENSION EDUCATION 2415-01-277-03-01 (Ex. Edu.Prog.)	23.09	25.00	10.15	14.85	25.00	0.00	25.00	0.00	0.00	34.00	કાઉન્સીલ, ગાંધીનગર
	(NORMAL) TOTAL:-	9696.70	10661.00	6694.02	4120.38	10814.40	153.40	10661.00	0.00	0.00	11592.00	
Demand No.96 (TRIBAL DEVELOPMENT DEPARTMENT)												
6	796- AGRIL. UNI. FOR EDU. 2415-01-796-03-00 (Agril. Education TASP)	39.40	76.00	52.23	23.77	76.00	0.00	76.00	0.00	0.00	95.00	કાઉન્સીલ, ગાંધીનગર
7	796-AGRI RES. TRIBAL AREA 2415-01-796-05-00 (Agril. Res. TASP)	52.88	235.00	153.17	97.99	251.16	16.16	235.00	0.00	0.00	263.00	કાઉન્સીલ, ગાંધીનગર
	(TASP) TOTAL:-	92.28	311.00	205.40	121.76	327.16	16.16	311.00	0.00	0.00	358.00	
	(NORMAL + TASP) TOTAL:-	9788.98	10972.00	6899.42	4242.14	11141.56	169.56	10972.00	0.00	0.00	11950.00	
Demand No.3 (AGRICULTURE, FARMERS WELFARE & CO-OPERATION DEPARTMENT)												
8	104 AREA IRRIGATION PROG. 2702-01-104-01-00 (Area.Irrig. Prog.)	84.37	90.00	47.13	34.16	81.29	0.00	81.29	-8.71	-9.68	119.00	ખેતિ નિયામક, ગાંધીનગર
	(AREA IRR.) TOTAL:-	84.37	90.00	47.13	34.16	81.29	0.00	81.29	-8.71	-9.68	119.00	
Demand No.2 (AGRICULTURE, FARMERS WELFARE & CO-OPERATOIN DEPARTMENT)												

NAVSARI AGRICULTURAL UNIVERSITY, NAVSARI

SUMMARY STATEMENT FOR REVISED BUDGET ESTIMATES OF STANDING CHARGES SCHEME FOR THE YEAR 2024-25

(Rs. In Lakhs)

Sr. No.	Object Head	Actual Expenditure 2023-24	Budget Provision for 2024-25	Expenditure for First Eight months for 2024-25	Probably Exp. last Four months for 2024-25	Gross Revised Budget 2024-25 (Col. 5+6)	Probable Receipt for 2024-25	Net Revised Budget Proposed for 2024-25 (7-8)	Additional requirement against budget provision (9-4)	% of Additional Requirement Against BP 2024-25	Provision approved by FD For the next year 2025-26	Remarks
1	2	3	4	5	6	7	8	9	10	11	12	13
9	109 EXTENSION AND FARMERS TRAINING 2401-00-109-04-00 (T&V)	30.48	31.00	22.00	11.00	33.00	0.00	33.00	2.00	6.45	40.00	ખેતિ નિયામક, ગાંધીનગર
	(T&V) TOTAL:-	30.48	31.00	22.00	11.00	33.00	0.00	33.00	2.00	6.45	40.00	
	STATE GOVT. ALL TOTAL (1 to 9):-	9903.83	11093.00	6968.55	4287.30	11255.85	169.56	11086.29	-6.71	-0.06	12109.00	





Comptroller
Navsari Agricultural University
Navsari

NAVSARI AGRICULTURAL UNIVERSITY, NAVSARI
SUMMARY STATEMENT FOR REVISED BUDGET ESTIMATES OF DEVELOPMENT CHARGES SCHEME FOR THE YEAR 2024-25

(Rs. In Lakhs)

Sr. No.	Object Head	Actual Expenditure 2023-24	Budget Provision for 2024-25	Expenditure for First Eight months for 2024-25	Probably Exp. last Four months for 2024-25	Gross Revised Budget 2024-25 (Col. 5+6)	Probable Receipt for 2024-25	Net Revised Budget Proposed for 2024-25 (7-8)	Additional requirement against budget provision (9-4)	% of Additional Requirement Against BP 2024-25	Provision approved by FD For the next year 2025-26	Remarks
1	2	3	4	5	6	7	8	9	10	11	12	13
Demand No.2 (AGRICULTURE, FARMERS WELFARE & CO-OPERATOIN DEPARTMENT)												
1	004 AGRICULTURAL RESEARCH 2415-01-004-02-00 (RESEARCH)	2130.12	2481.00	1373.16	1107.84	2481.00	110.00	2371.00	-110.00	-4.43	3027.00	કાઉન્સીલ, ગાંધીનગર
2	150 ASSISTANCE TO ICAR 2415-01-150-01-00 (ICAR State Share)	242.65	252.00	146.70	105.30	252.00	0.00	252.00	0.00	0.00	318.00	કાઉન્સીલ, ગાંધીનગર
3	277 EDUCATION 2415-01-277-02-01 (STAFF)	3670.88	3852.00	2473.96	1488.04	3962.00	210.00	3752.00	-100.00	-2.60	5236.00	કાઉન્સીલ, ગાંધીનગર
4	277 EDUCATION 2415-01-277-04-00 (Education) Construction	0.00	0.00	0.00	0.00	0.00	0.00	0.00	0.00	0.00	0.00	કાઉન્સીલ, ગાંધીનગર
5	277 EXTENSION EDUCATION 2415-01-277-03-01 (Ex. Edu.Prog.)	350.88	338.00	219.28	179.72	399.00	11.00	388.00	50.00	14.79	367.00	કાઉન્સીલ, ગાંધીનગર
(NORMAL) TOTAL:-		6394.53	6923.00	4213.10	2880.90	7094.00	331.00	6763.00	-160.00	-2.31	8948.00	
Demand No.96 (TRIBAL DEVELOPMENT DEPARTMENT)												
6	796- AGRIL. UNI. FOR EDU. 2415-01-796-03-00 (Agril. Education TASP)	929.14	1162.00	641.63	521.37	1163.00	80.00	1083.00	-79.00	-6.80	1313.00	કાઉન્સીલ, ગાંધીનગર
7	796- AGRIL. UNI. FOR EDU. 2415-01-796-04-00 (Extention. Edu. Prog.TASP)	381.73	492.00	241.53	233.47	475.00	6.00	469.00	-23.00	-4.67	626.00	કાઉન્સીલ, ગાંધીનગર
8	796-AGRI RES. TRIBAL AREA 2415-01-796-05-00 (Agril. Res. TASP)	476.24	518.00	329.05	211.95	541.00	23.00	518.00	0.00	0.00	632.00	કાઉન્સીલ, ગાંધીનગર
(TASP) TOTAL:-		1787.11	2172.00	1212.21	966.79	2179.00	109.00	2070.00	-102.00	-4.70	2571.00	
(NORMAL + TASP) TOTAL (1 to 8):-		8181.64	9095.00	5425.31	3847.69	9273.00	440.00	8833.00	-262.00	-2.88	11519.00	


Planning Officer
 Navsari Agricultural University
 Navsari


Director of Research
 Navsari Agricultural University
 Navsari