

ANNUAL REPORT – 2014-15

(01.04.2014 TO 31.03.2015)

KVK, NAU, Dediapada, Dist: Narmada

1. GENERAL INFORMATION ABOUT THE KVK

1.1. Name and address of KVK with phone, fax and e-mail

Address	Telephone		E mail
	Office	FAX	
Krishi Vigyan Kendra, NAU, Parsi Tekra, Dediapada- 393 040, District: Narmada, Gujarat	(02649) 234501	-	kvk_narmada@yahoo.in

1.2. Name and address of host organization with phone, fax and e-mail

Address	Telephone		E mail
	Office	FAX	
Navsari Agricultural University, Eru Char Rasta, Navsari-396 450, Gujarat	(02637) 282771 to 75	-	vc@nau.in dee@nau.in

1.3. Name of the Programme Coordinator with phone & mobile No

Name	Telephone / Contact		
	Residence	Mobile	Email
Dr. J. H. Rathod	---	094278 25427	hariom.janaksinh@gmail.com

1.4. Year of sanction: 2006

1.5. Staff Position (as on 31st March, 2015)

Sr. No.	Sanctioned post	Name of the incumbent	Designation	Discipline	Pay Scale (Rs.)	Present basic (Rs.)	Date of joining	Permanent /Temporary	Category (SC/ST/OBC/Others)
1	Programme Coordinator	Dr. J. H. Rathod	Programme Coordinator	Entomology	37400-67000	37400-67000	21-01-12	Temporary	Other
2	Subject Matter Specialist	Prof. S. R. Kumbhani	SMS	Extension Education	15600-39100	15600-39100	22-01-13	Temporary	Other
3	Subject Matter Specialist	Dr. H. R. Jadav	SMS	Entomology	15600-39100	15600-39100	30-01-12	Temporary	SC
4	Subject Matter Specialist	Vacant	SMS	Horticulture	15600-39100	15600-39100	--	-	-
5	Subject Matter Specialist	Dr. A. D. Raj	SMS	Agronomy	15600-39100	15600-39100	02-05-11	Temporary	SC
6	Subject Matter Specialist	Vacant	SMS	Home Science	15600-39100	15600-39100	--	-	-
7	Subject Matter Specialist	Dr. R. M. Patel	SMS	Animal Science	15600-39100	15600-39100	03-01-14	Temporary	Other
8	Programme Assistant	Mr. Y. D. Patel	Programme Assistant	-	10,000fix	10,000fix	21-10-11	Temporary	Other
9	Computer Programmer	Mr. C. D. Lad	Computer Programmer	Computer	10,000fix	10,000fix	16-07-12	Temporary	OBC
10	Farm Manager	Mr. A. N. Lad	Farm Manager	-	10,000fix	10,000fix	20-10-11	Temporary	OBC
11	Accountant /	Smt.	Office	-	9300-	9300-	07-05-13	Temporary	Other

	Superintendent	Jaimini mehta	superintendent cum Account		34100	34100			
12	Stenographer	Mr. J. S. Mehra	Jr. Steno Grade-3	--	5200-20200	5200-20200	22-08-13	Temporary	OBC
13	Driver	Mr. S. M. Sayaid	Driver cum Mechanic	--	5200-20200	5200-20200	23-08-07	Temporary	Other
14	Driver	Vacant	Driver cum Mechanic	--	5200-20200	5200-20200	-	--	-
15	Supporting staff	Mr. D. M. Patel	Supporting staff	--	4440-7440	4440-7440	22-08-07	Temporary	OBC
16	Supporting staff	--	Supporting staff	--	--	--	--	-	--

1.6. Total land with KVK (in ha) :

Sr. No.	Item	Area (ha)
1	Under Buildings	0.5
2.	Under Demonstration Units	1.0
3.	Under Crops	17.5
4.	Orchard/Agro-forestry	--
5.	Others (specify)	2.60

1.7. Infrastructural Development:

A) Buildings

Sr. No.	Name of building	Source of funding	Stage					
			Complete			Incomplete		
			Completion Date	Plinth area (Sq.m)	Expenditure (Rs.)	Starting Date	Plinth area (Sq.m)	Status of construction
1.	Administrative Building	ICAR	-	-	-	October 2008	550	Complete
2.	Farmers Hostel	ICAR	-	-	-	April 2010	320	Complete
3.	Staff Quarters (6)	ICAR	-	-	-	January 2010	400	Complete
4.	Demonstration Units (2)	ICAR	-	-	-	-	-	-
5	Fencing	ICAR	-	-	-	-	-	Complete
6	Rain Water harvesting system	ICAR	-	-	-	-	-	-
7	Threshing floor	ICAR	-	-	-	-	-	Not available
8	Farm godown	ICAR	-	-	-	-	-	Complete

B) Vehicles

Type of vehicle	Year of purchase	Cost (Rs.)	Total kms. Run	Present status
Jeep (Bolero)	2007	4,78,482	225256	Good
Bike	2012	49000/-	15177	Good

C) Equipments & AV aids

Name of the equipment	Year of purchase	Cost (Rs.)	Present status
Trailer	26.03.2007	80,000	Working
Cultivator	26.03.2007	15000	Working
Plough	22.10.2008	4300	Working
Electronic balance	20.08.2009	8000	Working

Scale balance	09.03.2009	6000	Working
Rotavator	02.03.2009	63,000	Working
Disc harrow	09.03.2009	57120	Working
Submersible pump	13.03.2009	41105	Working
Plough	18.03.2009	19000	Working
Leveler	18.03.2009	13500	Working
Pump sprayer	21.03.2009	20700	Working
Thresher	21.03.2009	105000	Working
Bund former	26.03.2009	12348	Working
Seed drill	26.03.2009	11500	Working
V ditcher	28.03.2009	20400	Working
Ridge	28.03.2009	15000	Working
Computer with accessories	28.03.2009	36735	Working
Submersible pump	30.03.2009	41075	Working
Honda Portable generator	31.03.2009	38000	Working
Digital camera	06.03.2010	25000	Working
Fax machine	20.03.2010	14900	Working
Digital Copier	29.03.2010	66600	Working
Multi crop thresher	26.03.2010	145000	Working
Castor Thresher	26.03.2010	15500	Working
Bag sewing machine	27.03.2010	5040	Working
A&V sound system	10-12-2010	42898	Working
Portable Sound system	10-12-2010	22784	Working
Multimedia projector with trolley and screen	10-12-2010	64997	Working
Seed cum fertilizers drill	16-03-2011	36100	Working
Winnower	16-03-2011	26500	Working
LCD TV	21-03-2011	54890	Working
Lap top	24-03-2011	37850	Working
Computer with accessories	17-03-2011	73690	Working
Water cooler with RO system	19-03-2011	43900	Working
Motor Cycle	22-03-2010	49650	Working
Solar Water Heater	22-03-2012	75025	Working
LCD TV	22-03-2012	40860	Working
Refrigerator	22-03-2012	20100	Working
Water Cooler with RO System	22-03-2012	42000	Working
Magazine Stand Model T-9309	12-03-2014	4465	Working
Acrylic Specimen Box	12-03-2014	840	Working
Acrylic Table Top/Desk ped	12-03-2014	4952	Working
Acrylic Door Name Plate	12-03-2014	656	Working
Electric Motor 5 H. P	23-08-2014	22500	Working
Electric Motor 0.5 H. P	03-12-2014	2800	Working
Loan Mover	23-12-2014	26200	Working
Sewing Machine with Gear(No. 16)	23-12-2014	91200	Working
Sewing Machine without Gear	23-12-2014	8000	Working
Sewing Machine	23-12-2014	8000	Working
Trolley (2 Wheel)	24-02-2015	85000	Working
Case Wheel	24-02-2015	15000	Working
Samar	24-02-2015	28000	Working
Peddler	24-02-2015	20000	Working
Notice board	03-03-2015	5980	Working
Magazine Stand	03-03-2015	6240	Working
Honda Generator	23-03-2015	96500	Working

1.8. A). Details 6th SAC meeting conducted in the year 2014

Sr. No.	Date	Name and Designation of Participants	Salient Recommendations	Action taken
1.	12-02-14	Dr. H. J. Derasari Director of Extension Education, NAU, Navsari	Krushi Vigyan Kendra and Forest Department both in combine unit Organize training on Bamboo farming and information of marketing Bamboo product.	KVK, Dediapada and Gujarat State Forest Department, Rajpipla jointly organized 5 days training programme at KVK. No. of training: 1 Beneficiary: 48+16=64
2.		Dr. G. R. Patel Assi. Director of Extension Education, NAU, Navsari	To organize training on Net House and Poly House and cultivation of different crops in Net House and Poly House to the farm women.	One training was arranged on Net House and Poly House. No. of training: 1 Beneficiary: 00+36=36
3.		Dr. J. G. Patel Principal, Polytechnic in Bharuch, N.A.U, Bharuch	To organize more number of training on Vermi-Compost to the farm women.	Five training programmes were organized on Vermi-Compost in collaboration with ATMA agency and DWDU, Narmada No. of training: 5 Beneficiary: 117+69=186
4.		Dr. Virendra Sing Associate Professor Agri. College, Bharuch	To organize training on Horticulture and Sewing Class for the farm Women.	Two seminars on Banana and Sugarcane crop were organized at Nandod and Dharikheda, respectively. No. of training: 2 Beneficiary: 707+5=712 Sewing Class for the farm Women will be organized from 1 st March-2015 for 60 days.
5.		Shri. A. S. Vasava District Agricultural Officer, Narmada (Representative)	To organize demonstration Unit of Cucurbits vegetable at Krushi Vigyan Kendra.	Kitchen Garden (GANGAMA) model is established KVK, Dediapada
6.		Smt. Ushaben. D. Vasava Progressive Farm women	To organize demonstration Unit of Azolla at KVK.	Azolla Demonstration unit is available at KVK, Dediapada.
7.		Mr. Satishbhai Patel Agri- Entrepreneur, Sagbara	To make availability of seed on Krushi Vigyan Kendra through Mega Seed Navsari.	Total 15460 kg of seed Provided to farmers at Narmada district which were arrange from Mega seed project navsari.
8.		Shri. H. M. Savani District Horticulture Officer, Narmada	To provide more number of informa-tion on vegetable crop especially on Tomato crop.	Four Training programmes were organized especially on Vegetable crops. No. of training: 4 Beneficiary: 121+133=254
9.		Smt.K. H. Mehta Farmer Training Center, Rajpipla	To organize and explain demonstration on Jivamrut for farmers.	FLD on Jivamrut demonstration were planned for next Kharif crops.
10.		Shri. Narendrabhai PD, ATMA. Narmada	To organize and explain training programme for	Two training programmes especially on Major and

	(Representative)	farmers on major and minor fertilizers.	minor fertilizers were organized. No. of training: 2 Beneficiary: 69+12=82
11.	Shri. Sankarbhai Vasava Chairmen Irrigation, Jilla Panchayat, Narmada.	To provide number of information on Kitchen Garden and Nursery management.	Organized training programmes on kitchen gardening and Nursery management at KVK. No. of training: 4 Beneficiary: 171+55=226
12.	Shri. R. B. Patel RFO, Dediapada	To organize training and information on medicinal plant for the Sagbara and Dediapada taluka.	Three days training programme were organized in collaboration with Medicinal Department, Anand No. of training: 1 Beneficiary: 32+26=58
13.	Dr. M. A. Gamit, Deputy Director (A.H) Narmada		
14.	Dr. J. H. Rather, Programme Coordinator, KVK, Narmada		
15.	Dr. S. P. Sukla, Principal, Agri Engg. College, NAU, Dediapada		
16.	Shri. Devendra kumar, D.W.D.U, Narmada		
17.	Dr. Vinod Kaushik, President, INRECA sansthan, Dediapada		
18.	Shri. N. D. Makvana, Director, Regional Station for Forrage Production and Demonstration, Dharmod		
19.	Smt. Sunita R. Vasava, Assi.Project Manager, Mission Maglam		
20.	Smt. Sangitaben Vasava, Tribal women Saving and Co operative Mandli		
21.	Dr. M. A. Gamit, V.O, Dediapada		
22.	Shri. B.T. Vahi, Taluka Panchayt, Dediapada		
23.	All SMS, KVK, Dediapada		

Proceeding of Seventh Scientific Advisory Committee Meeting of Krishi Vigyan Kendra, NAU, Dediapada held on 21/02/2015 at 10:00 a.m., KVK, Dediapada

The Seventh Scientific Advisory Committee Meeting of Krishi Vigyan Kendra, NAU, Dediapada was held at KVK, Dediapada on 21st February, 2015. The meeting was inaugurated by Dr. R. B. Patel, Ex. Director of Extension Education, NAU, Navsari and Chairman of Scientific Advisory Committee, KVK, Dediapada. Dr. J. H. Rathod, Member Secretary & Programme Coordinator, Krishi Vigyan Kendra, Dediapada heartly welcomed the dignitaries, committee members, farmers and other invitees.

Then after Dr. J. H. Rathod, Programme Coordinator, Krishi Vigyan Kendra, Dediapada presented action taken report 6th Scientific Advisory Committee, work done by Krishi Vigyan Kendra, Dediapada during the period of April-2014 to January -2015 and Annual Action Plan of the year April-2015 to March-2016. The Scientific Advisory Committee discussed on the topic that how make better activity of Krishi Vigyan Kendra and take valuable suggestion of committee members.

Dr. B. N. Patel, Asso. Director of Research, NAU, Navsari gave advised to grow more horticultural crops.

Dr. G. R. Patel, Director of Extension Education, NAU, Navsari explained the objectives and aims of Scientific Advisory Committee meeting to the members. He gave suggestion to Krishi Vigyan Kendra to conduct trainings as per need of farmers and SHGs of farm women for the better activity of the KVK.

Chairman of Scientific Advisory Committee, Dr. R. B. Patel, Ex. Director of Extension Education, NAU, Navsari suggested the main concept of Kitchen gardening and the benefit to the farmers because of establishment of Krishi Vigyan Kendra at Narmada district. He also advised to plan such programme to develop model village related to geographical and cultural conditions.

Dr. J. H. Rathod presented Annual Action Plan for the period from April-2015 to March-2016 and suggestions given by Chairman of Scientific Advisory Committee, Director of Extension Education, Director of Research and committee members were as below.

- 7.1 Collect the list of beneficiaries of JVIKA from Jilla Panchayat and arrange training for all beneficiaries.
- 7.2 Conduct impact study for different activities of Krishi Vigyan Kendra.
- 7.3 Prepare a project to make available sewing machine after training to farm women and submit to Jilla Panchayat Triable sub plan.
- 7.4 Arrange training on Soil and Water management.
- 7.5 Prepare a group of farmers doing organic farming and put the list of beneficiaries on Krishi Vigyan Kendra website.
- 7.6 Collect seed of forage crops from Forage Research Center, Dhamdod for the demonstration at Krishi Vigyan Kendra.
- 7.7 Organize trainings on new horticultural crops like Dragon fruit, Pomegranate, Apple ber and Guava.
- 7.8 Prepare demonstration unit of Mashroom at Krishi Vigyan Kendra and arrange training on Mashroom cultivation.
- 7.9 Develop Nursery at Krishi Vigyan Kendra.
- 7.10 Increase number of Front Line Demonstration on Vegetable crops.
- 7.11 Arrange Front Line Demonstration on Sunflower and Castor Crop.
- 7.12 Make arrangements for providing information on horticultural scheme to beneficiaries during on campus training.
- 7.13 Invite representative from adopted village cluster as member of SAC.
- 7.14 Arrange Front Line Demonstration on Banana crop.
- 7.15 Give training on scientific livestock rearing for better future of Animal Husbandry.
- 7.16 Organize training in collaboration with District watershed development agency, Narmada.
- 7.17 Plan to develop water shed recharge unit at Krishi Vigyan Kendra in collaboration with District watershed development agency, Narmada.

Programme Coordinator
Krishi Vigyan Kendra
Navsari Agril. University,
Dediapada

Vice – Chancellor and Chairman SAC
Navsari Agril. University,
Navsari

2. DETAILS OF DISTRICT (2014-15)

2.1 Major farming systems/enterprises

Sr. No	Farming system/enterprise
1.	Crop production
2.	Crop production and Horticulture
3.	Crop production and Livestock
4.	Crop production, Horticulture and Livestock

2.2 Description of Agro-climatic Zone & major agro ecological situations

Sr. No	Agro-climatic Zone	Characteristics
1	South Gujarat Zone, AES-I	Rainfall: 1000-1250 mm Type of Soil: Undulating, shallow to medium in depth, fine textured, highly erosive. Soil Characteristics: Low fertility land and hilly terrain with dense forest. Soil fertility: Nitrogen-poor, Phosphorus medium, Potash High.

2.3 Soil types

S. No	Soil type	Characteristics	Area in ha
1	Undulating, shallow to medium in depth, fine textured, highly erosive	Low fertility land and hilly terrain with dense forest.	80 %
2	Deep black soil- Plain	Deep black soil with high rainfall- plain	20 %

2.4. Area, Production and Productivity of major crops cultivated in the district

Sr. No.	Season and crops	Area (ha)	Production (M.T.)	Yield (kg/ha)
KHARIF				
1	Paddy Drilled	8023	9708	1210
2	Paddy TP	2856	5284	1850
3	Groundnut	84	163	1945
4	Castor	529	899	1700
5	Cotton	46799	52414	1120
6	Sorghum	3879	6129	1580
7	Maize	6172	10331	1674
8	Soybean	4127	7276	1763
9	Pigeon Pea (Arhar)	24823	22737	916
10	Other pulses Black gram, cowpea, etc.	651	440	677
11	Green gram	460	340	740
12	Vegetables	1453	16738	11520
RABI				
1	Wheat	3594	7948	2262
2	Sorghum	3390	4227	1247
3	Sugarcane	5235	366450	70000
4	Gram	1923	2653	1380
5	Maize	2868	6094	1638
6	Sunflower	195	174	891
7	Mustard	50	59	1180
8	Vegetables	4229	18647	15310

9	Fodder Crops	1443	10858	8915
SUMMER				
1	Ground nut	1231	2451	1864
2	Bajra	1285	2527	1580
3	Green Gram	1062	2381	785
4	Maize	760	3531	1960
5	Vegetables	673	86941	11520
6	Melons	144	21252	33680
7	Fodder Crops	895	35503	9450

2.5. Weather data

Month	Rainfall (mm)	Temperature 0 C		Relative Humidity (%)
		Max.	Min.	
June	44	-	-	-
July	15	-	-	-
August	21	-	-	-
September	--	-	-	-

2.6 Production and productivity of livestock, Poultry, Fisheries etc. in the district

Category	Population	Production	Productivity
Cattle			
<i>Crossbred</i>	4226	45,000 Tone/year milk	7.094 lit/day (milk)
<i>Indigenous</i>	136637		2.518 lit/day (milk)
Buffalo	58951		3.462 lit/day (milk)
Sheep	131	-	863 gm/year (wool)
<i>Crossbred</i>	-	-	-
<i>Indigenous</i>	-	-	-
Goats	71897	19843 kg meat/year	0.316 kg/year (meat)
Pigs	-	-	-
<i>Crossbred</i>	-	-	-
<i>Indigenous</i>	74	-	-
Rabbits	73	-	-
Poultry	-	-	-
Hens	-	-	-
<i>Desi</i>	138509	36,00,000 egg/year	0.2504 no. of egg/day
<i>Improved</i>	3887		0.6643 no. of egg/day
Ducks	913	-	-
Turkey and others	-	-	-
Category	Area	Production	Productivity
Fish	-	-	-
Marine	-	-	-
Inland	18.09	-	200 kg/ha
Prawn	-	-	-
Scampi	-	-	-
Shrimp	-	-	-

2.6 Details of Operational area / Villages (2014-15)

Sl. No	Taluka	Name of the block	Name of the village	Major crops & enterprises	Major problem identified	Identified Thrust Areas
1	Nandod	Nandod	Khuta amba, Motibhamri, Movi, Amali, Bitada,	Paddy, Pigeon pea, sorghum Gram	<ul style="list-style-type: none"> • Use of local variety, • Imbalance use of fertilizer, • Low irrigation facility • Low animal productivity 	<ul style="list-style-type: none"> • Varietal replacement • Production technology of major crops, • Water conservation, • Arid horticulture, • Dairy management through feeding, housing and Health management
			Wadi, Kasumbia, Samsherpura, Zer,	Paddy, Pigeon pea, sorghum Gram, Cotton, wheat, Vegetable	<ul style="list-style-type: none"> • Use of local variety, • Imbalance use of fertilizer, • Low irrigation facility • Low animal productivity • Insect pest problem in cotton • High use of input in cotton and vegetables 	<ul style="list-style-type: none"> • Varietal replacement • Production technology of major crops, • Arid horticulture, • Dairy management through feeding, housing and Health management • Integrated pest management • Integrated Nutrient Management
2	Tilak-wada	Tilak-wada	Jesing-pura, Tilkavada, Nimpura Katkoi, Bujetha	Cotton, Paddy, Pigeon pea, maize Gram, Wheat Sorghum	<ul style="list-style-type: none"> • Insect pest problem in cotton • High use of input in cotton and vegetables • Use of local variety, • Imbalance use of fertilizer, • Low animal productivity 	<ul style="list-style-type: none"> • Integrated pest management • Integrated Nutrient Management • Production technology of major crops, • Promotion of vegetable crops, • Dairy management through feeding, housing and Health management
	Tilak-wada	Tilak-wada	Puchh-pura, Kunjetha, Jaloda	Cotton, Paddy, Pigeon pea, maize Gram, Wheat Sorghum	<ul style="list-style-type: none"> • Insect pest problem in cotton • High use of input in cotton and vegetables • Use of local variety, • Imbalance use of fertilizer, • Low animal productivity 	<ul style="list-style-type: none"> • Integrated pest management • Integrated Nutrient Management • Production technology of major crops, • Promotion of vegetable crops, • Dairy management through feeding, housing and Health management

3	Sagbara	Sagbara	Nani Devrupen Moti Devrupen Pat, Taval	Paddy, Pigeon pea, Cotton, Maize, Gram, Wheat, Vegetables	<ul style="list-style-type: none"> • Use of local variety, • Imbalance use of fertilizer, • Low irrigation facility • Low animal productivity • Insect pest problem in cotton • High use of input in cotton and vegetables 	<ul style="list-style-type: none"> • Varietal replacement • Production technology of major crops, • Water conservation, • Arid horticulture, • Dairy management through feeding, housing and Health management • Integrated pest management • Integrated Nutrient Management
			Nanadoramba, Motadoramba, Makram, Turavadi, Bodvav	Paddy, Pigeon pea, Cotton, Maize, Gram, Wheat, Vegetables	<ul style="list-style-type: none"> • Use of local variety, • Imbalance use of fertilizer, • Low irrigation facility • Low animal productivity • Insect pest problem in cotton • High use of input in cotton and vegetables 	<ul style="list-style-type: none"> • Varietal replacement • Production technology of major crops, • Water conservation, • Arid horticulture, • Dairy management through feeding, housing and Health management • Integrated pest management • Integrated Nutrient Management
4	Dedia-pada	Dedia-pada	Pansar, Navagam, Besana Kankala Mota sukamba Nivalda	Paddy, Pigeon pea, sorghum Gram	<ul style="list-style-type: none"> • Use of local variety, • Imbalance use of fertilizer, • Low irrigation facility • Low animal productivity 	<ul style="list-style-type: none"> • Varietal replacement • Production technology of major crops, • Water conservation, • Arid horticulture, • Dairy management through feeding, housing and Health management
			Zarnawadi, Almavadi, Jambar, Chuli, Ghodi Pamlapada	Paddy, Pigeon pea, sorghum Gram, Cotton , Wheat	<ul style="list-style-type: none"> • Use of local variety, • Imbalance use of fertilizer, • Low irrigation facility • Low animal productivity • Insect pest problem in cotton • High use of input in cotton and vegetables 	<ul style="list-style-type: none"> • Varietal replacement • Production technology of major crops, • Water conservation, • Arid horticulture, • Dairy management through feeding, housing and Health management • Integrated pest management • Integrated Nutrient Management

			Kakarpada, Amabavadi, Kalbi, Haripura,	Paddy, Pigeon pea, Cotton, Maize, Gram, Wheat, Vegetables	<ul style="list-style-type: none"> • Use of local variety, • Imbalance use of fertilizer, • Low irrigation facility • Low animal productivity • Insect pest problem in cotton • High use of input in cotton and vegetables 	<ul style="list-style-type: none"> • Varietal replacement • Production technology of major crops, • Water conservation, • Arid horticulture, • Dairy management through feeding, housing and Health management • Integrated pest management • Integrated Nutrient Management
			Vadivav Kukadada, Chikada	Paddy, Pigeon pea, Cotton, Maize, Gram, Wheat, Vegetables	<ul style="list-style-type: none"> • Use of local variety, • Imbalance use of fertilizer, • Low irrigation facility • Low animal productivity • Insect pest problem in cotton • High use of input in cotton and vegetables 	<ul style="list-style-type: none"> • Varietal replacement • Production technology of major crops, • Water conservation, • Arid horticulture, • Dairy management through feeding, housing and Health management • Integrated pest management • Integrated Nutrient Management

2.7 Priority/thrust areas

Crop / Enterprise	Thrust area
Paddy	Variety replacement, Seed treatment, use of bio-fertilizer
Cotton	Integrated Pest Management, Integrated Nutrient Management
Pigeon pea	Variety replacement, Integrated Insect pests and Disease management, Land configuration, Inter cropping
Sorghum	Variety replacement, production technology
Green gram	Variety replacement
Black gram	Variety replacement
Banana	Integrated Nutrient Management
Sugarcane	Integrated Nutrient Management, Integrated Disease management
Maize	Variety replacement, production technology
Livestock	Dairy management through feeding, housing and Health management
Livestock	Popularizing the use of Concentrate mixture, mineral mixture and deworming

3. TECHNICAL ACHIEVEMENTS

3. A. Details of target and achievements of mandatory activities by KVK during 2014-15

OFT (Technology Assessment and Refinement)				FLD (Oilseeds, Pulses, Cotton, Other Crops/Enterprises)				
1				2				
Number of OFTs		Number of Farmers		Number of FLDs		Number of Farmers		
Targets	Achievement	Targets	Achievement	Targets	Achievement	Targets	Achievement	
4	6	73	73	25	23	460	447	
Training (including sponsored, vocational and other trainings carried under Rainwater Harvesting Unit)				Extension Activities				
3				4				
Number of Courses			Number of Participants		Number of activities		Number of participants	
Clientele	Targets	Achievement	Targets	Achievement	Targets	Achievement	Targets	Achievement
Farmers	72	73	1800	4025	102	1644	10000	22960
Rural youth	3	3	75	130	--	--	--	--
Extn. Functionaries	3	3	55	112	--	--	--	--
Sponsored	16	24	400	1148	--	--	--	--
Seed Production (Qtl.)				Planting material (Nos.)				
5				6				
Target		Achievement		Target		Achievement		
Cereals		116		00		00		
Oilseed		3.9		00		00		
Pulses		29.32		00		00		
Total		149.22		00		00		

3. B Abstract of intervention undertaken

Sr. No	Thrust area	Crop/ Enterprise	Identified Problem	Interventions					
				Title of OFT	Title of FLD	Title of Training	Title of training for extension personnel	Extension activities	Supply of seeds, planting materials etc.
1	Increasing the production of major crops (Paddy, Pigeon pea, Wheat, Gram, Pulses and Cotton).	Paddy	Use of local variety, Imbalance use of fertilizers	--	Replacement of variety by introducing GR-5	<ul style="list-style-type: none"> • Cultivation practices of drilled paddy • SRI system of rice intensification • Pests of paddy and its management • Weed management in kharif crops • Cultivation practices of Kharif crops 	--	<ul style="list-style-type: none"> • Field day • Field visits • Diagnostic visit • Kisan gosthi • Crop Symposium- • Kharif and Rabi • Exhibition • Literature publication and distribution 	Seeds
		Pigeon pea	Use of local variety, Imbalance use of fertilizer, Wilt problem	--	Replacement of variety by introducing Vaishali variety, Management of wilt through Trichoderma, Integrated management of <i>Helicoverpa</i>	<ul style="list-style-type: none"> • Pest and diseases of pigeon pea and IPM. 	--	<ul style="list-style-type: none"> • Khedut sibir • Field visits • Diagnostic visit • Kisan gosthi • Crop symposium- Kharif and Rabi • Exhibition • Literature publication and distribution 	Seeds, Trichoderma, NPV

		Wheat	Use of local variety, Imbalance use of fertilizer	--	Replacement of variety by introducing GW-366		--	<ul style="list-style-type: none"> •Khedut sibir •Field visits •Diagnostic visit •Kisan gosthi •Crop symposium-Kharif and Rabi •Exhibition •Literature publication and distribution 	Seeds
		Gram	Use of local variety, Imbalance use of fertilizer	--	Replacement of variety by introducing GG-2	<ul style="list-style-type: none"> •Scientific cultivation of gram 	--	<ul style="list-style-type: none"> •Field day •Field visits •Diagnostic visit •Kisan gosthi •Crop symposium-Kharif and Rabi •Exhibition •Literature publication and distribution •Khedut sibir 	Seeds
		Other Pulses	Use of local variety, Imbalance use of fertilizer	--	--	<ul style="list-style-type: none"> •Weed management in pulses •Use of bio-fertilizer in oilseed and pulses 	--	<ul style="list-style-type: none"> •Khedut sibir •Field visits •Kisan gosthi •Crop symposium-Kharif and Rabi •Exhibition •Literature publication and distribution 	
		Cotton	High input (pesticides and fertilizer) use	--	IPM	<ul style="list-style-type: none"> •Efficient use of fertilizer •Scientific cultivation of cottonIPM in cotton 	--	<ul style="list-style-type: none"> •Khedut sibir •Field visits •Diagnostic visit •Kisan gosthi •Crop symposium-Kharif and Rabi •Exhibition Literature publication and distribution 	Pesticides, Pheromone traps

2	Arid horticulture in Rainfed area.	--	No fruit trees in farm/ backyard	--	--	<ul style="list-style-type: none"> •Care and Management of mango orchard •Kitchen gardening 	--	<ul style="list-style-type: none"> • Khedut sibir 	Seedlings of Alma and custard apples were provided in each of the adopted village. (200 plants in each villages –Six villages)
3	Fruit and vegetables in irrigated area	Brinjal Chili Tomato	High input use Narrow spacing in Chilli Insect pest and Disease problems	Refinement of crop spacing in Chilli	Integrated Nutrient Management in Brinjal, Chilli and Tomato	<ul style="list-style-type: none"> •Nursery raising in <i>Rabi</i> vegetables) •Scientific cultivation of tomato •Pests of vegetable and its management •IPM in vegetable crops •Scientific cultivation of brinjal and Chili Nursery raising in Low cost green house •pests of brinjal •Low cost green house 	--	<ul style="list-style-type: none"> •Khedut sibir •Field visits •Diagnostic visit •Kisan gosthi •Crop symposium- Kharif and Rabi •Exhibition •Literature publication and distribution •Demonstration unit on kitchen gardening 	Seeds, Fertilizer

4	Creating awareness about Conservation of soil and water resources.	--	--	--	--	•Drip irrigation in vegetable crops.	--	•Exhibition •Literature publication and distribution	--
5	Income generation by imparting skill training.	Production of organic inputs	Traditional Method	Nil	Nil	•Production of 16quipm compost	--	•Training and Shibir	--
6	Women empowerment.	--	--	--	--	• Value addition in fruit crops	--	•Mahila Gosthi •Mahila Shibir on Group formation and income generating activities •Demonstrations on preservation of fruit and vegetable	--
7	Dairy management through feeding, housing and Health management	Animal Husbandry	No use of concentrate mixture, mineral mixture and deworming in calves leads to poor body growth performance	Effect of supplementation mineral mixture and concentrate on body growth performance in calves	---	•Importance of feeding concentrate and mineral mixture on performance of animals	---	•Pashupalan Shibir •Literature publication and distribution •Diagnostic visit •Animal health camp •Telephonic advisory	Concentrate mixture, Mineral mixture and Deworming tablets

			Low milk productivity due to malnutrition	Effect of supplementation of concentrate and mineral mixture on milk production of local buffalo breed of Narmada district.	---	•Importance of feeding concentrate and mineral mixture on performance of animals	---	•Pashupalan Shibir •Literature publication and distribution •Diagnostic visit •Animal health camp •Telephonic advisory	Concentrate mixture and Mineral mixture
			No use of mineral mixture leads to increase service period	---	Mineral Mixture	•Importance of feeding concentrate and mineral mixture on performance of animals	---	•Pashupalan Shibir •Literature publication and distribution •Diagnostic visit •Animal health camp •Telephonic advisory	Mineral mixture
			Low nutritive value of fodder	---	Urea treatment to paddy straw	•Urea treatment to paddy straw	---	•Pashupalan Shibir •Literature publication and distribution •Diagnostic visit •Animal health camp •Telephonic advisory	Urea and Plastic bags
			Incidence of Mastitis	---	Teat dipping	•Animal Health Care	---	•Pashupalan Shibir •Literature publication and distribution •Diagnostic visit •Animal health camp •Telephonic advisory	Potassium Permanganate (KMnO ₄) powder
			Low availability of fodder	---	Fodder sorghum and Bajara	•Fodder crops		•Pashupalan Shibir •Literature publication and distribution •Diagnostic visit •Telephonic advisory	Fodder seed

B. Details of each On Farm Trial to be furnished in the following format

A. Technology Assessment

Trial 1: OFT (Animal husbandry)

- 1) Title : **Effect of supplementing mineral mixture and concentrate on body growth performance in calves**
- 2) Problem diagnose/defined : Poor body growth performance in calves
- 3) Details of technologies selected for assessment /refinement : T1: Traditional Practice
T2: Feeding of 15 gm mineral mixture + Deworming
T3: T2 + Concentrate feeding @ 1% of body wt.
- 4) Source of technology : Nutrition department, AAU, Anand.
- 5) Production system thematic area : Nutrition Management
- 6) Thematic area : Nutrition Management
- 7) Performance of the Technology with performance indicators : On going
- 8) Final recommendation for micro level situation : On going
- 9) Constraints identified and feedback for research : -
- 10) Process of farmers participation and their reaction : Farmers participation in planning, execution and monitoring.

Results of On Farm Trials

Crop/ enterprise	Farming situation	Problem Diagnosed	Title of OFT	No. of trials	Technology Assessed	Parameters of assessment	Data on the parameter	Results of assessment	Feedback from the farmer
1	2	3	4	5	6	7	8	9	10
Animal husbandry	--	Poor body growth perform- ance in calves	Effect of supplementing mineral mixture and concentrate on Body growth performance in calves	18 (Six in each group)	T1: Traditional Practice	Body wt. at birth, 1st , 3rd, 6th , and 12th month of age	Body wt at 1 st : 20.40 3 rd : 45.25 6 th : -- 12 th : --	Study Continue..	---
					T2: Feeding of 15 gm mineral mixture + deworming		Body wt at 1 st : 21.05 3 rd : 48.00 6 th : -- 12 th : --		
					T3: T2 + Concentrate feeding @ 1% of body wt.		Body wt at 1 st : 20.70 3 rd : 51.00 6 th : -- 12 th :--		

Trial 2: OFT (Animal husbandry)

Title: Effect of supplementation of concentrate and mineral mixture on milk production of local buffalo breed of Narmada district.

Livestock production in all its ventures is a source of income and for all livestock owners livestock feeding and nutrition is a major concern. Inadequate nutrition is a major cause of low live-weight gains, infertility and low milk yields in dairy cattle. The aim of the OFT is about the awareness of dairy farmers to know the nutritional management of milch animals to increase milk yield. Therefore, the above entitle OFT has been proposed.

Treatment:

Treatment 1 : Routine Farmer Practice

Treatment 2 : Feeding of concentrate mixture (3kg/animal/day)

Treatment 3 : Feeding of concentrate mixture (3kg/animal/day) +
Mineral mixture (50 gm/animal/day)

Experimental Animals : 15 (5 Animals/treatment)

Observations to be recorded: Milk yield (Lit/day)

Results of On Farm Trials

Crop/ enterprise	Farming situation	Problem Diagnosed	Title of OFT	No. of trials	Technology Assessed	Parameters of assessment	Data on the parameter	Results of assessment	Feedback from the farmer
1	2	3	4	5	6	7	8	9	10
Animal husbandry	--	Low milk production due to inadequate nutrition	Effect of supplementation of concentrate and mineral mixture on milk production of local buffalo breed of Narmada district	15 (Five in each group)	T1: Routine Farmer Practice	Milk production at 0, 2, 4, 6, 8, 10 and 12 week (lit. / day)	Milk prod. at week(Lt./Day) 0 = 7.6 2 = 7.2 4 = 6.9 6 = 7.8 8 = 8.0 10 = 7.2 12 = 7.0	Increase milk production in Concentrate alone (T ₂)and Mixture of concentrate and mineral mixture (T ₃)fed group	Milk production is increased in Concentrate alone (T ₂)and Mixture of concentrate and mineral mixture (T ₃)fed group
					T2: Feeding of concentrate mixture (3kg/animal/day)		Milk prod. at week(Lt./Day) 0 = 7.0 2 = 7.8 4 = 7.5 6 = 7.8 8 = 7.3 10 = 7.2 12 = 7.5		
					T3: Feeding of concentrate mixture (3kg/animal/day)+ Mineral mixture (50gm/ animal/ day)		Milk prod. at week(Lt./Day) 0 = 7.5 2 = 8.7 4 = 8.2 6 = 8.0 8 = 8.5 10 = 9.0 12 = 9.2		

Trial- 3 (Crop Production):

1. Title : Assessment of different genotypes of chickpea in Narmada district
2. Problem diagnose
/defined : Productivity of pulses in the district is specially Sagbara, Dediapada and part of Nandod is low. The reason behind this may be due to varieties grown by the farmers are not suitable for this area. However, bold grain variety of chickpea is grown by many of the farmers in the region. In these situations it is necessary to assess the feasibility of various chickpea variety in the area.
3. Details of technologies
selected for assessment
/refinement : Three (3)
 1. GG-1
 2. GG-2
 3. PKV-2
4. Source of technology : GAU, Navsari
5. Production system/
thematic area : Rainfed / Sowing distance
6. Thematic area : Sowing distance
7. Performance of the
Technology with
performance indicators : On going
8. Final recommendation for
micro level situation : On going
9. Constraints identified and
feedback for research : ---
10. Process of farmers
participation and
their reaction : Farmers participation in planning, execution and monitoring.

3). Results of On Farm Trials

Crop/ enterprise	Farm ing situat	Problem Diagnosed	No. of trials	Technology Assessed	Parameters of assessment	Data on the parameter	Results of assessmen t
1	2	3	5	6	7	8	9
Gram	Unirrigated	The tribal people are find it difficult to sow their crop in small piece of land with bullock drown sowing implement. They are sowing their crop manually with hand. which is tiresome and labour consuming	10	T1 : GG-1	1. 100-seed weight	17.6	T2 is 18.7 % and 6.9 % yield increase than T1 than T3
					2. No. of pod/plant	33.7	
					3. Yield (kg/ha)	938	
				T2 : GG-2	1. 100-seed weight	30.1	
					2. No. of pod/plant	31.7	
					3. Yield (kg/ha)	1113	
				T3 : PKV-2	1. 100-seed weight	39.5	
					2. No. of pod/plant	30.7	
					3. Yield (kg/ha)	1041	

2. Recommendations of OFTs.

Title of OFT	For Farmers
Assessment of stem application method of insecticide for management of sucking pest in cotton	Stem application of Acephate 75WP (4:1::Water: insecticides) is suitable for reducing sucking pest of Bt cotton in Narmada
Management of Helicoverpa armigera in Indian bean by Non chemical means	Bio-intensive module including pheromen trap, Neem based pesticides, Hand picking of bigger larvae and spraying of HNPV gave better result against Helicoverpa armigera in Indian bean
Assessment of feasibility of hand operated automatic seed drill in hilly area of Narmada District	The improved technology i.e. Sowing through hand operated automatic seed drill equipment gave higher gross return of 38675 Rs/ha, net return of 27475 Rs/ha with benefit cost ratio 3.5 as compared to hand sowing treatment (33787 Rs/ha, 20417 Rs/ha and benefit cost ratio 2.6).

B. Technology Refinement : --NIL

3.2 Achievements of Frontline Demonstrations

a. Follow-up for results of FLDs implemented during previous years

List of technologies demonstrated during previous year and popularized during 2014-15 and recommended for large scale adoption in the district

Sr. No	Crop/ Enterprise	Thematic Area*	Technology demonstrated	Details of popularization methods suggested to the Extension system	Horizontal spread of technology		
					No. of villages	No. of farmers	Area in ha
1	Pigeon pea	Varietal Evaluation	Vaishali, GT-101, GT-102	Demonstration and good quality Seed availability	29	106	24
2	Soybean	Varietal Evaluation	JS-335	Demonstration and good quality Seed availability	5	16	3.4
3	Paddy	Varietal Evaluation	Drilled paddy GR-5 and IR-28	Demonstration and good quality Seed availability	16	30	10
4	Paddy	Varietal Evaluation	T. P. Paddy NAUR-1 and GNR-2	Demonstration and good quality Seed availability	18	52	12
5	Gram	Varietal Evaluation	GG-2, GG-3, PKV-2	Demonstration and good quality Seed availability	165	414	69.83
6	Green gram	Varietal Evaluation	Meha	Demonstration and good quality Seed availability	47	248	62.50
7	Wheat	Varietal Evaluation	GW-496	Demonstration and good quality Seed availability	19	73	12.0
8	Sesamum	Varietal Evaluation	GT-2	Demonstration and good quality Seed availability	5	15	6.0
9	Sorghum	Varietal Evaluation	GJ-38 and GJ-42	Demonstration and good quality Seed availability	44	91	40.6

b. Details of FLDs implemented during 2014-15

Sr. No.	Crop	Thematic area	Technology Demonstrated	Season and year	Area (ha)		No. of farmers/ demonstration			Reasons for shortfall in achievement
					Proposed	Actual	SC/ST	Others	Total	
A	Oil seed									
B	Pulses									
1	Gram	Varietal Evaluation	GG-2	Rabi 2013-14	5	5	27	0	27	--
2	Pigeon pea	Varietal Evaluation	Vaishali	Kharif 14-15	12	12	54	0	54	--
3	Pigeon pea	Varietal Evaluation	GT-101	Kharif 14-15	2	2	10	0	10	--
4	Soybean	Varietal Evaluation	JS-335	Kharif 14-15	5	3.4	16	0	16	--
C	Other									
1	Paddy	Varietal Evaluation	GR-5	Kharif 14-15	4	5	17	0	17	--
2	Paddy	Varietal Evaluation	IR-28	Kharif 14-15	4	5	13	0	13	--
3	Paddy	Varietal Evaluation	NAUR-1	Kharif 14-15	5	6	30	0	30	--
4	Paddy	Varietal Evaluation	GNR-2	Kharif 14-15	5	6	22	0	22	--
5	Brinjal	INM	INM	Kharif 14-15	2	2	10	0	10	--
6	Chilli	INM	Seed	Rabi 2013-14	2	2	10	0	10	--
7	Tomato	INM	INM	Kharif 14-15	2	2	5	0	5	--
D	Plant Protection									
1	Cotton (IPM)	Integrated pest Management	Bt	Kharif 14-15	6	6	16	0	16	--
2	Paddy (IPM)	Integrated pest Management	-	Kharif 14-15	6	6	16	0	16	--
3	Pigeon pea (Trichoderma)	Use of Boi-agent	Vaishali	Kharif 14-15	6	6	16	0	16	--
4	Brinjal (Pseudomonas)	Use of Boi-agent	Gulabi	Kharif 14-15	6	6	16	0	16	--
5	Chilli (Pseudomonas)	Use of Boi-agent	Local	Kharif 14-15	6	6	16	0	16	--

6	Paddy (Sheath mite)	Use of Boi-agent	--	Kharif 14-15	6	6	16	0	16	--
7	Sorghum (Shootfly)	Use of Boi-agent	GJ-38	Kharif 14-15	6	6	16	0	16	--
8	Gram (Trichoderma)	Use of Boi-agent	(Trichoderma)	Rabi 2013-14	6	6	16	0	16	--

Details of farming situation

Crop	Season	Farming situation (RF/Irrigated)	Soil type	Status of soil			Previous crop	Sowing date	Harvest date	Seasonal rainfall (mm)	No. of rainy days
				N	P	K					
A	Oil seed										
B	Pulses										
1	Gram	Varietal Evaluation	Black	--	--	--	Paddy	02.11.14 to 30.11.14	01.02.15 to 12.03.15	--	--
2	Pigeon pea	Varietal Evaluation	Black	--	--	--	Pigeon pea	15.07.14 to 31.07.14	15.10.14 to 28.10.14	--	--
3	Pigeon pea	Varietal Evaluation	Black	--	--	--	Pigeon pea	15.07.14 to 31.07.14	15.10.14 to 28.10.14	--	--
4	Soybean	Varietal Evaluation	Black	--	--	--	Paddy	15.07.14 to 31.07.14	15. 10. 14 to 28.10.14	--	--
C	Other										
1	Paddy	Varietal Evaluation	Black	--	--	--	Gram	1.07.14 to 14.07.14	02.11.14 to 23.11.14	--	--
2	Paddy	Varietal Evaluation	Black	--	--	--	Gram	1.07.14 to 14.07.14	02.11.14 to 23.11.14	--	--
3	Paddy	Varietal Evaluation	Black	--	--	--	Gram	1.07.14 to 14.07.14	02.11.14 to 23.11.14	--	--
4	Paddy	Varietal Evaluation	Black	--	--	--	Gram	01.07.14 to 14.07.14	02.11.14 to 23.11.14	--	--
5	Brinjal	INM	Black	--	--	--	Groundnut /sorghum	06.08.14 to 10.08.14	16.01.15 to 6.01.15	--	--

6	Chilli	INM	Black	--	--	--	Groundnut/ paddy/tomato	06.08.14 to 20.08.14	22.01.15 to 27.01.15	--	--
7	Tomato	INM	Black	--	--	--	Paddy	09.06.14 to 09.06.14	21.02.15 to 02.02.15	--	--
D	Plant Protection										
1	Cotton (IPM)	Integrated pest Management	Black	--	--	--	Cotton	18.06.14 to 20.06.14	18.01.15 to 20.01.15	--	--
2	Paddy (IPM)	Integrated pest Management	Black	--	--	--	Pigeon pea	12.06.14 to 27.06.14	12.10.14 to 29.10.14	--	--
3	Pigeon pea (Trichoderma)	Use of Boi- agent	Black	--	--	--	Paddy	10.11.14 to 12.11.14	18.02.15 to 20.02.15	--	--
4	Brinjal (Pseudomonas)	Use of Boi- agent	Black	--	--	--	Groundnut /sorghum	06.08.14 to 10.08.14	16.01.15 to 06.01.15	--	--
5	Chilli (Pseudomonas)	Use of Boi- agent	Black	--	--	--	Groundnut /sorghum	06.08.14 to 10.08.14	16.01.15 to 06.01.15	--	--
6	Paddy (Sheath mite)	Use of Boi- agent	Black	--	--	--	Cotton	18.06.14 to 20.06.14	18.10.14 to 20.10.14	--	--
7	Sorghum (Shootfly)	Use of Boi- agent	Black	--	--	--	Pigeon pea	12.06.14 to 27.06.14	12.01.15 to 29.01.15	--	--
8	Gram (Trichoderm)	Use of Boi- agent	Black	--	--	--	Paddy	10.11.14 to 12.11.14	18.02.15 to 20.02.15	--	--

Performance of FLD

Sl. No.	Crop	Technology Demonstrated	Variety	No. of Farmers	Area (ha.)	Demo. Yield Qtl/ha			Yield of local Check Qtl./ha	Increase in yield (%)	Data on parameter in relation to technology demonstrated	
						H	L	A			Demo	Local
1	2	3	4	5	6	7	8	9	10	11	12	13
A	Oil seed											
B	Pulses											
1	Gram	Variety	GG-2	27	5	12.8	10	11.9	10.1	17.8	30-45 pods/plant 40-48 g test weight	20-29 pods/plant 20-29 g test weight
2	Pigeon pea	Variety	Vaishali	54	12	18.6	11.5	15.8	13	21.6	Branches/plant:7-15, Pods/plant:210-260	Branches/plant:4-10, Pods/plant:110-180

3	Pigeon pea	Variety	GT-101	10	2	16.5	12.5	15.1	12.7	18.9	Branches/plant:7-15,Pods/plant:210-260	Branches/plant:4-10,Pods/plant:110-180
4	Soybean	Variety	JS-335	16	3.4	18	14.5	15.9	13.4	18.7	Branches/plant:7-15,Pods/plant:210-260	Branches/plant:4-10 Pods/plant:110-180
C	Other											
1	Paddy	Variety	GR-5	17	5	13.1	11.5	12.3	10.2	20.6	Panicle length: 29-35 cm No. of grain /panicle: 130-138	Panicle length: 24-29 cm No. of grain /panicle: 110-120
2	Paddy	Variety	IR-28	13	5	16	14	14.8	12.4	19.4	Panicle length: 29-35 cm No. of grain /panicle: 130-138	Panicle length: 24-29 cm No. of grain /panicle: 110-120
3	Paddy	Variety	NAUR-1	30	6	35	31	33.4	28.3	18.2	Panicle length: 29-35 cm No. of grain /panicle: 130-138	Panicle length: 24-29 cm No. of grain /panicle: 110-120
4	Paddy	Variety	GNR-2	22	6	36	31.5	33.7	28.3	19.0	Panicle length: 29-35 cm No. of grain /panicle: 130-138	Panicle length: 24-29 cm No. of grain /panicle: 110-120
5	Brinjal	INM	INM	10	2	321	232	248	219	13.3	No. fruit/plant : 14-20 Weight of fruit:112-117 g	No. fruit/plant : 10-13, Weight of fruit:111-114 g
6	Chilli	INM	Seed	10	2	361	235	246	230	6.9	No. fruit/plant : 150-153, Length of fruit: 8.7-11.7cm	No. fruit/plant : 129-133, Length of fruit: 8.1-8.3 cm
7	Tomato	INM	INM	5	2	368	231	255	219	16.4	No. fruit/plant : 31-35	No. fruit/plant : 21-26
D	Plant Protection											
1	Cotton (IPM)	IPM	Bt	16	6	15.8	15	19.7	16	25.2	Jassids/3 leaf: 2-3	Jassids/3 leaf: 5-13
2	Paddy (IPM)	IPM	-	16	6	14.5	12.5	13.4	11.7	14.9	Hoppers/leaf: 2-3	Hoppers/leaf: 5-13
3	Pigeon pea (Trichoderma)	Use of bio-agent	Vaishali	16	6	18.5	15.5	19.4	17.99	7.78	No. of wilted plants :< 1%	No. of wilted plants :< 10-12%
4	Brinjal (Pseudomonas)	Use of bio-agent	Gulabi	16	6	289	235	245	219	11.9	Diseased plant : < 2%	Diseased plant : < 10-15%
5	Chilli (Pseudomonas)	Use of bio-agent	Local	16	6	289	237	248	223	11.0	Diseased plant : < 2%	Diseased plant : < 10-15%

6	Paddy (Sheath mite)	Use of bio-agent	GNR-2	16	6	14.4	12.2	13.8	11.2	16.8	Diseased plant : < 2%	Diseased plant : < 10-15%
7	Sorghum (Shootfly)	Use of bio-agent	GJ-38	16	6	735	650	7.3	6.4	9.69	Jassids/3 leaf: 2-3	Jassids/3 leaf: 5-13
8	Gram (Trichoderma)	Use of bio-agent	(Trichoderma)	16	6	19.3	16.9	17.8	14.4	23.8	30-45 pods/plant 40-48 g test weight	20-29 pods/plant 20-29 g test weight

Economic Impact (continuation of previous table)

Average Cost of cultivation (Rs./ha)			Average Gross Return (Rs./ha)		Average Net Return (Profit) (Rs./ha)		Benefit-Cost ratio (Gross Return / Gross Cost)
Demonstration		Local Check	Demonstration	Local Check	Demonstration	Local Check	
14	15	16	17	18	19	20	21
Gram	11050	10000	40960	34560	29910	24560	3.71
Pigeon pea	12687	11486	38750	31000	26063	19514	3.05
Pigeon pea	12687	11486	38464	31914	25777	20428	3.03
Soybean	11955	10755	51000	42500	39045	31745	4.27
Paddy	10700	9050	16510	13650	5810	4600	1.54
Paddy	10100	9070	19500	16250	9400	7180	1.93
Paddy	13100	12000	46200	39200	33100	27200	3.53
Paddy	13500	12000	46200	39200	32700	27200	3.42
Brinjal	12550	11250	63167	55863	50617	44613	5.03
Chilli	11250	10500	60690	51200	40305	35443	4.58
Tomato	13250	11250	65116	55863	51866	44613	4.91
Cotton (IPM)	15437	11534	84710	69122	69273	55322	4.48
Paddy (IPM)	10700	9500	18769	16358	8069	6858	1.75
Pigeon pea (Trichoderma)	14742	13485	60117	55777	45375	42292	4.08
Brinjal (Pseudomonas)	12550	11250	62402	55863	49852	44613	4.97
Chilli (Pseudomonas)	11250	9500	44686	41586	38336	35186	3.97
Paddy (Sheath mite)	10700	9500	18318	15676	7618	16076	1.70
Sorghum (Shoot fly)	71100	6500	9839	8969	2739	2469	1.39
Gram (Trichoderma)	10000	9500	39962	32304	29962	22804	4.00

Analytical Review of component demonstrations.

Crop	Season	Component	Farming situation	Average yield (q/ha)	Local check (q/ha)	% increase in productivity over local check
Gram	Rabi 13-14	GG-2	Rainfed / Irrigated	11.9	10.1	17.8
Pigeon pea	Kharif 14-15	Vaishali	Rainfed	15.8	13	21.6
Pigeon pea	Kharif 14-15	GT-101	Rainfed	15.1	12.7	18.9
Soyabean	Kharif 14-15	JS-335	Rainfed	15.9	13.4	18.7
Paddy	Kharif 14-15	GR-5	Rainfed	12.3	10.2	20.6
Paddy	Kharif 14-15	IR-28	Rainfed	14.8	12.4	19.4
Paddy	Kharif 14-15	NAUR-1	Rainfed	33.4	28.3	18.2
Paddy	Kharif 14-15	GNR-2	Rainfed	33.7	28.3	19.0
Brinjal	Kharif 14-15	INM	Irrigated	248	219	13.3
Chilli	Kharif 14-15	Seed	Irrigated	263	223	17.9
Tomato	Rabi 13-14	INM	Irrigated	255	219	16.4
Cotton (IPM)	Kharif 14-15	Acetamiprid, Acephate, Neemoil, Yellow sticky trap, Bavaria bassiana	Rainfed / Irrigated	19.7	16	22.7
Paddy (IPM)	Kharif 14-15	Acetamiprid, Neemoil, Pheromone trap, Bavaria bassiana	Rainfed	13.4	11.7	14.9
Pigeon pea (Trichoderma)	Kharif 14-15	Trichoderma	Rainfed / Irrigated	19.4	17.99	7.78
Brinjal (Pseudomonas)	Kharif 14-15	Pseudomonas	Rainfed / Irrigated	245	219	11.9
Chilli (Pseudomonas)	Kharif 14-15	Pseudomonas	Rainfed / Irrigated	248	223	11.0
Paddy (Sheath mite)	Kharif 14-15	Eithion + Mencozeb	Rainfed / Irrigated	13.8	11.2	16.8
Sorghum (Shootfly)	Kharif 14-15	Thio mithoxzam	Rainfed / Irrigated	703	641	9.69
Gram (Trichoderma)	Kharif 14-15	Trichoderma	Rainfed	17.8	14.4	23.8

Technical Feedback on the demonstrated technologies

Sr. No	Feed Back
1. Paddy	<ul style="list-style-type: none"> -Requirement of fine grain variety. -Suitable local rainfed variety. -High yielding variety for rainfed farming -Development of variety suitable undulating land -Development suitable mix/intercropping module for rainfed. -Development of agro technique for local varieties.
2. Pigeon pea	<ul style="list-style-type: none"> -Most preferred variety as it gives continuous flowering. -Susceptible to pod fly incidence of <i>Maruca testulalis</i> was observed. -High yielding variety for rainfed farming. -Development of late Kharif variety(Due to late sowing) -Development of variety suitable undulating land. -Development suitable mix/intercropping module for rainfed.
3. Jowar	<ul style="list-style-type: none"> -High yielding variety for rainfed farming. -Development of variety suitable undulating land. -Development suitable mix/intercropping module for rainfed.
4. Cotton	<ul style="list-style-type: none"> -High yielding variety for rainfed farming. -Development suitable mix/intercropping module for rainfed.
5. Green gram	<ul style="list-style-type: none"> -Suitable local rainfed variety.
6. Vegetable	<ul style="list-style-type: none"> -Development of variety suitable undulating land. -Suitable local rainfed variety. -Wilt resistant variety.
7. Animal Husbandry	<ul style="list-style-type: none"> -Increase milk production in group fed with Concentrate alone and Mixture of concentrate and mineral mixture fed group - Growth performance of calves are high in group fed with Concentrate mixture, Mineral mixture and Deworming tablets -Incidences of mastitis are lower in group treated with Potassium Permanganate (KMnO₄) group -Milk production is high in group of animals fed with urea treated pay straw - Fodder production is higher in Sorghum CSV-21 and Bajra HC-20 variety than local sorghum and Bajra variety

Farmers' reactions on specific technologies

Sr. No	Crop	Variety	Feed Back
1	Gram	GG-2	- High yielding variety - Bold seeded
2	Paddy (GR-5)	GR-5	- Good performance in water scarce condition - Good grain quality -High straw yield -Early maturity
3	Paddy (TP)	GNR-2 NAUR-1	- More tillers and lodging problem is less, Good quality of grain - Higher yield and may compete to hybrid paddy with SRI method - Early maturity - Having lodging problem - Higher production may be suited for early maturity.
4	Pigeon pea	Vaishali	- High yielding - Wilt resistant - Synchronized Flowering
5	Wheat	GW-496	- Good tillering - Long ear - High yielding variety - Resistance against Rust
6	Brinjal	--	-INM decrease the use of fertilizers -Improve soil condition - Better fruit quality
7.	Tomato	--	-INM decrease the use of fertilizers -Improve soil condition - Better fruit quality

Extension and Training activities under FLD

Sr. No.	Activity	No. of activities organized	Date	Number of participants
1	Field days	Paddy (SIRA)	15-10-14	200+00=200
		Paddy GNR-2	28-10-14	19+07=26
		Cotton IPM	24-11-14	14+12=26
		Pigeon pea (Bio-Compost)	27-11-14	11+08=19
		Pigeon pea (GT-1)	22-12-14	11+06=17

2	Farmers Training	INM in Kharif Crops INM in Kharif Crops Scientific cultivation of Paddy "SIRA" Organic Farming Scientific cultivation of Mung Rabi crops IPM of Pigeon pea IPM of Pigeon paddy IPM of Cotton IPM of Veg. Crop	23-05-14 09-06-14 18-06-14 20-09-14 31-12-14 25-01-15 17-06-14 16-08-14 27-08-14 17-09-14	45+07=52 50+00=50 47+02=49 28+00=28 25+00=25 25+00=25 21+09=14 25+00=25 19+19=38 10+17=27
3	Media coverage	NIL	-	-
4	Training for Extension Functionaries	NIL	-	-

C. Details of FLD on Enterprises

(i) Farm Implements ----Nil----

Name of the implement	crop	No. of farmers	Area (ha)	Performance parameters / indicators	* Data on parameter in relation to technology demonstrated		% change in the parameter	Remarks
					Demon.	Local check		
--	--	--	--	--	--	--	--	--

* Field efficiency, labour saving etc.

ii) Livestock, Fisheries, etc.

Livestock

Category	Thematic area	Name of the technology demonstrated	No. of KVKs	No. of Farmer	No. of units	Major parameters		% change in major parameter	Other parameter		*Economics of demonstration (Rs.)				*Economics of check (Rs.)			
						Demonstration	Check		Demonstration	Check	Gross Cost	Gross Return	Net Return	** BCR	Gross Cost	Gross Return	Net Return	** BCR
Dairy																		
Cow/ Buffalo	Feed management	Urea treatment to paddy straw		05	05	Avg. Milk Pro. = 9.80 lit./day	Avg. Milk Pro. = 9.10 lit./day	7.69	---	---	13131	30870	17739	2.35	11700	28665	16965	2.45
Buffalo	Feed management	Mineral mixture		20	20	Service period =118 days	Service period =140 days	-15.71	---	---	7380	---	---	---	8400	---	---	---
Cow/ Buffalo	Disease management	Teat dipping with KMnO ₄		50	50	No. of Incidences = 02	No. of Incidences = 06	-66.66	---	---	50	---	---	---	1125	---	---	---

Women empowerment

Category	Name of technology	No. of KVKs	No. of demonstrations	Name of observations	Demonstration	Check
Women	--	--	--	--	--	--
Pregnant women	--	--	--	--	--	--
Adolescent Girl	--	--	--	--	--	--
Other women	--	--	--	--	--	--
Children	--	--	--	--	--	--
Neonates	--	--	--	--	--	--
Infants	--	--	--	--	--	--
Children	--	--	--	--	--	--

Farm implements and machinery

Name of the implement	Crop	Name of the technology demonstrated	No. of KVKs	No. of Farmer	Area (ha)	Filed observation (output/man hour)		% change in major parameter	Labor reduction (man days)				Cost reduction (Rs./ha or Rs./Unit ect.)				
						Demo	Check										
-	-	-	-	-	-	-	-	-	-	-	-	-	-	-	-	-	-

3.3 Achievements on Training (Including the sponsored, vocational, FLD and trainings under Rainwater Harvesting Unit) :**A) ON Campus**

Thematic area	No. of courses	Participants								
		Others			SC/ST			Grand Total		
		Male	Female	Total	Male	Female	Total	Male	Female	Total
(A) Farmers & Farm Women										
I Crop Production										
Weed Management	1	00	00	00	0	31	31	0	31	31
Resource Conservation Technologies		00	00	00	00	00	00	00	00	00
Cropping Systems	2	00	00	00	50	0	50	50	0	50
Crop Diversification		00	00	00			00	00	00	00
Integrated Farming	3	00	00	00	181	47	228	181	47	228
Water management		00	00	00	00	00	00	00	00	00
Seed production	4	00	00	00	33	148	181	33	148	181
Nursery management		00	00	00	00	00	00	00	00	00
Integrated Crop Management	3	00	00	00	142	9	151	142	9	151
Fodder production		00	00	00	00	00	00	00	00	00
Production of organic inputs	2	00	00	00	28	250	278	28	250	278

(E) Sponsored Training Programmes

Sr. No	Date	Title	Discip-line	Thematic area	Duration (d ys)	Client (PF/ RY/ EF)	No. of courses	No. of Participants									Sponso ring Agency	Amount of fund received (Rs.)
								Others			SC/ST			Total				
								M	F	T	M	F	T	M	F	T		
1	24-06-14 To 25-06-14	Importance of Kisan Credit Card	Ext. Edu	KCC	2	PF	3	00	00	00	70	00	70	70	00	70	Forest department	Exp. borne by Sponcered Agency
2	19/07/14	Scientific cultivation of Kharif crop	Agronomy	Crop production	1	FW	3	00	00	00	00	40	40	00	40	40	ATMA, Tapi	Exp. borne by Sponcered Agency
3	20/07/14	IPM in Kharif crop	Plant Protection	IPM	1	FW	3	00	00	00	00	40	40	00	40	40	ATMA, Tapi	Exp. borne by Sponcered Agency
4	21/07/14	Disease management	Animal Husbandary	IDM	1	FW	3	00	00	00	00	40	40	00	40	40	ATMA, Tapi	Exp. borne by Sponcered Agency
5	23/07/14	Training programme on Animal Husbandry (TSP)	Animal Husbandry	Animal Husbandry	1	PF	3	00	00	00	35	00	35	35	00	35	TSP Priyojna vahivatdar	Exp. borne by Sponcered Agency
6	24/07/14	Training programme on Animal Husbandry (TSP)	Animal Husbandry	Animal Husbandry	1	PF	4	00	00	00	80	04	84	80	04	84	TSP Priyojna vahivatdar	Exp. borne by Sponcered Agency
7	5-7/8/14	Good Agricultural and collection practices of Meditational Plant	Ext. Edu	Ent.dev. of Farmer	3	PF	3	00	00	00	35	26	56	35	26	56	DMPAR Boryavi Anand	Exp. borne by Sponcered Agency
8	19/08/14	Scientific cultivation of Kharif crop	Agronomy	Crop production	1	PF	3	40	00	40	00	00	00	40	00	40	ATMA, Baroda	Exp. borne by Sponcered Agency
9	20/08/14	IPM in Kharif crop	Plant Protection	IPM	1	PF	3	40	00	40	00	00	00	40	00	40	ATMA, Baroda	Exp. borne by Sponcered Agency
10	23/8/14	Organic Farming in Vegetable crop	Agronomy	Organic Farming	1	PF	3	00	00	00	21	19	40	21	19	40	ATMA, Sagbara	Exp. borne by Sponcered Agency

11	25/8/14	Importance of Kisan Credit Card	Ext. Edu	KCC	1	PF	3	00	00	00	21	19	40	21	19	40	ATMA, Sagbara	Exp. borne by Sponcered Agency
12	19/09/14	Vermi-compost and Organic Farming	Agronomy	Vermi-compost	1	PF	3	00	00	00	45	00	45	45	00	45	ATMA, Rajpipla	Exp. borne by Sponcered Agency
13	23-09-14 To 24 /09/14	Ware Housing	Ext. Edu	Ent.dev. of Farmer	2	EF	3	00	00	00	33	9	42	33	9	42	Central Ware-House, Ahmed	Exp. borne by Sponcered Agency
14	29/11/14	IPM	Plant Protection	IPM	1	PF	3	00	00	00	70	10	80	70	10	80	ATMA, Rajpipla	Exp. borne by Sponcered Agency
15	29/11/14	Formation of SHGs	Home Science	SHG	1	PF	3	00	00	00	00	26	26	00	26	26	ATMA, Rajpipla	Exp. borne by Sponcered Agency
16	19/01/15 To 21/01/15	Village Milk Co-Operative dairy chairmen training	Animal Husbandary	Dairy managment	3	EF	3	00	00	00	21	2	23	21	2	23	District Panchayat, Narmada	6,21,000/-
17	19/01/15 To 19/02/15	Village Milk Co-Operative dairy Secratory training	Animal Husbandary	Dairy managment	30	EF	30	00	00	00	21	2	23	21	2	23		
18	29/01/15	Nursery Management	Horticulture	Nursery	1	PF	3	00	00	00	29	06	35	29	06	35	DWDU, Rajpipla	Exp. borne by Sponcered Agency
19	17/02/15	Leadership development	Ext. Edu	Leadership development	1	RY	3	00	00	00	18	56	74	18	56	74	Forest departm ent, Dediapada	Exp. borne by Sponcered Agency
20	18/02/15	Soil fertility and managment	Agronomy	Soil health	1	PF	3	00	00	00	19	56	74	18	56	74	Forest departm ent	Exp. borne by Sponcered Agency
21	19/02/15	IPM in Vegetable crop	Plant Protection	IPM	1	PF	3	00	00	00	18	56	74	18	56	74	Forest departm ent	Exp. borne by Sponcered Agency
22	20/02/15	Dairy managment	Animal Husbandary	Animal Husbandary	1	PF	3	00	00	00	19	56	74	18	56	74	Forest departm ent	Exp. borne by Sponcered Agency

23	21/02/15	Leadership development	Ext. Edu	Leadership development	1	Ry	3	00	00	00	18	56	74	18	56	74	Forest department	Exp. borne by Sponcered Agency
24	20/03/15	IPM in Cotton crop	Plant Protection	IPM	1	PF	4	00	00	00	100	00	100	100	00	100	PPV&FRA,	Exp. borne by Sponcered Agency

3.4. Extension Activities (including activities of FLD programmes)

Sr. No.	Nature of Extension Activity	Purpose/ topic and Date		No. of activities	Participants											
					Farmers (Others) (I)			SC/ST (Farmers) (II)			Extension Officials (III)			Grand Total (I+II+III)		
					Male	Female	Total	Male	Female	Total	Male	Female	Total	Male	Female	Total
1.	Field Day	Paddy Method (SIRA)	15- 10-14	1	00	00	00	200	0	200	02	00	02	202	0	202
		Paddy (GNR-2)	28-10-14	1	00	00	00	19	7	26	00	00	00	19	7	26
		IPM (Bio-Compost)	24-11-14	1	00	00	00	14	12	26	00	00	00	14	12	26
		Pigeon pea (Boi-Compost)	27-11-14	1	00	00	00	11	8	19	00	00	00	11	8	19
		Pigeon pea (Tur-1)	22-12-14	1	00	00	00	11	6	17	00	00	00	11	6	17
		pigeon pea (Vaishali)	07-02-15	1	00	00	00	13	7	20	00	00	00	13	7	20
		Sorghum (Shoot fly)	10-02-15	1	00	00	00	5	20	25	00	00	00	5	20	25
		Gram (PKV-2)	12-02-15	1	00	00	00	19	6	25	00	00	00	19	6	25
		Brinjal chilly bio-component	23-02-15	1	00	00	00	20	6	26	00	00	00	20	6	26
	Wheat (GW-496)	24-02-15	1	00	00	00	23	5	28	00	00	00	23	5	28	
	Total	---	---	10	00	00	00	335	77	412	2	00	2	337	77	414
2.	Kisan Mela	Rajpipla,	26-05-14	1	00	00	00	300	200	500	10	2	12	310	202	512
		Vadi	11-12-14	1	00	00	00	780	440	1220	5	5	10	785	445	1230
		Dediapada	18-12-14	1	00	00	00	1123	243	1366	2	2	4	1125	245	1370
	Total			3	00	00	00	2203	883	3086	17	9	26	2220	892	3112

3.	Kisan Ghosthi Total		06-11-14	1	00	00	00	20	0	20	00	00	00	20	0	20
			16-07-14	1	00	00	00	75	10	85	00	00	00	75	10	85
			16-09-14	1	00	00	00	12	2	14	00	00	00	12	2	14
			10-10-14	1	00	00	00	30	15	45	00	00	00	30	15	45
				4	00	00	00	137	27	164	0	0	0	137	27	164
4.	Exhibition			3	00	00	00	2203	883	3086	19	7	26	2222	890	3112
5.	Film Show			77	00	00	00	2579	2356	4935	0	0	0	2579	2356	4935
6.	Method Demonstration s			14	00	00	00	338	133	471	0	0	0	338	133	471
7.	Farmers Seminar			1	05	00	05	75	0	75	1	1	2	81	6	87
8.	Workshop	Participation in Training, Navsari	4 -10-14 to 11-10-14	1	00	00	00	00	00	00	00	00	00	00	00	00
		Participation one day training, Navsari	08-10-14	1	00	00	00	00	00	00	00	00	00	00	00	00
		National seminar, Navsari	9 -10-14 to 11-10- 14	1	00	00	00	00	00	00	00	00	00	00	00	00
		Participation in Training, Delhi	06 -11-14 to 26-11-14	1	00	00	00	00	00	00	00	00	00	00	00	00
		Participation one day training Navsari	25-11-14 to 27- 11-14	1	00	00	00	00	00	00	00	00	00	00	00	00
		National seminar, Zodhpur	24 -12-14 to 25-12- 14	1	00	00	00	00	00	00	00	00	00	00	00	00
	Total			7	00	00	00	00	00	00	00	00	00	00	00	00
9.	Group meetings	Nursery for paddy management	10-06- 14	1	00	00	00	20	0	20	00	00	00	20	0	20
		Vegatable Growers	10-06- 14	1	00	00	00	14	0	14	00	00	00	14	0	14
		Kharif Crops	10-06- 14	1	00	00	00	1	6	7	00	00	00	1	6	7
		Scientific Cultivation of Pigeon Pea	13-06-14	1	00	00	00	11	0	11	00	00	00	11	0	11

		Scientific Cultivation of Pigeon Pea	17-06-14	1	00	00	00	20	1	21	00	00	00	20	1	21
		IPM on Vegetable	19-06-14	1	00	00	00	19	1	20	00	00	00	19	1	20
		Mutrient Management	16-09-14	1	00	00	00	10	0	10	00	00	00	10	0	10
		KVK, Mandates information	19-01-15	1	00	00	00	0	11	11	00	00	00	0	11	11
		IPM in Pigeon pea	07-02-15	1	00	00	00	13	7	20	00	00	00	13	7	20
		Total	10-06-14	9	00	00	00	108	26	134	0	0	0	108	26	134
10.	Lectures delivered as resource persons	Agricultural Subject		115	00	00	00	3506	3632	7138	15	10	25	3521	3642	7163
11.	Newspaper coverage	Newspaper coverage		6	00	00	00	00	00	00	00	00	00	00	00	00
12.	Radio talks	talks		1	00	00	00	00	00	00	00	00	00	00	00	00
13.	TV talks	talks		0	00	00	00	00	00	00	00	00	00	00	00	00
14.	Popular articles	articles		0	00	00	00	00	00	00	00	00	00	00	00	00
15.	Extension Literature	Literature		25	00	00	00	00	00	00	00	00	00	00	00	00
16.	Advisory Services	Advisory		1034	00	00	00	659	375	1034	00	00	00	659	375	1034
17.	Scientific visit to farmers field	Visit		85	00	00	00	301	38	339	00	00	00	301	38	339
18.	Farmers visit to KVK	Visit		177	00	00	00	412	240	652	00	00	00	412	240	652
19.	Diagnostic visits	Visit		61	00	00	00	211	84	295	00	00	00	211	84	295
20.	Exposure visits	Different Places		6	00	00	00	197	68	265	00	00	00	197	68	265
21.	Ex-trainees Sammelan	Ex-trainees Sammelan		0	00	00	00	00	00	00	00	00	00	00	00	00
22.	Soil health Camp	Soil health Camp		0	00	00	00	00	00	00	00	00	00	00	00	00
23.	Animal Health	Animal Health Camp		6	15	03	18	443	102	545	10	2	12	443	102	545

	Camp														
24.	Agri mobile clinic	Agri mobile clinic	0	00	00	00	00	00	00	00	00	00	00	00	00
25.	Soil test campaigns	Soil test campaigns	0	00	00	00	00	00	00	00	00	00	00	00	00
26.	Farm Science Club Conveners meet	Farm Science Club	0	00	00	00	00	00	00	00	00	00	00	00	00
27.	Self Help Group Conveners meetings	SHGs	1	00	00	00	00	19	19	00	00	00	00	19	19
28.	Mahila Mandals Conveners meetings	Convergence meeting	0	00	00	00	00	00	00	00	00	00	00	00	00
29.	Celebration of important days (specify)	ICAR foundation -14	1	5	5	10	75	00	75	00	00	00	80	5	85
	Grand Total		1644	25	8	33	13650	8909	22559	64	29	93	13739	8951	22690

Technology Week Programme (23-02-2015 to 28-20-2015)

Number of Technology weeks celebrated	Types of Activities	No. of Activities	Number of Participants	Related crop/livestock technology
1	Gosthies	0	0	0
	Lectures organized	20	314	Related crop/livestock technology
	Exhibition	1	900	Related crop/livestock technology
	Film show	4	314	Related crop/livestock technology
	Fair	1	1085	Related crop/livestock technology
	Farm Visit	4	314	Related crop
	Diagnostic Practices	15	15	Related crop/livestock technology
	Distribution of Literature (No.)	1000	1000	Related crop/livestock technology
	Distribution of Seed (q)	0	0	0
	Distribution of Planting materials (No.)	0	0	0
	Bio Product distribution (Kg)	0	0	0
	Bio Fertilizers (q)	0	0	0
	Distribution of fingerlings	0	0	0
	Distribution of Livestock specimen (No.)	0	0	0
	Total number of farmers visited the technology week		1045	3942

Kisan Mobile Advisory

No. of Farmers registered: 530

Details of SMSs

Content Category	No. of Messages	No. of Farmers	Feed back of farmers if any	
Crop Production	40	More then 500	--	--
Crop Protection	45	More then 500	--	--
Livestock & Fisheries Advisory	10	More then 500	--	--
Weather Advisory	7	More then 500	--	--
Market Information	5	More then 500	--	--
Events Information	10	More then 500	--	--
Input availability	30	More then 500	--	--
Others (specify)	10	More then 500	--	--
Total	157	More then 500	--	--

3.5 Production and supply of Technological products

SEED MATERIALS

Major group/class	Crop	Variety	Quantity (qtl.)	Value (Rs.)	Provided to No. of Farmers
CEREALS	Paddy	IR-28	32.5	87100	Yet To Sell
	Paddy	GR-5	6	16200	Yet To Sell
	Paddy	Purva	7	19600	Yet To Sell
	Paddy	GNR-2	52	147680	Yet To Sell
	Sorghum	GJ-42	18.5	92500	Yet To Sell
OILSEEDS	Soybean	JS-335	3.4	34000	Yet To Sell
	Nizer	GN-1	0.5	2800	Supply to ARS, Varansi farm
PULSES	Pigeon pea	Vaishali	9	69300	Storage at Godown
	Gram	GG-2	15.3	107100	Supply to 150 Farmers
	Grren Gram	Meha	5.02	50200	Supply to 100 Farmers
VEGETABLES	--	--	--	--	--
FLOWER CROPS	--	--	--	--	--
OTHERS (Specify)	--	--	--	--	--

SUMMARY

Sl. No.	Major group/class	Quantity (qtl.)	Value (Rs.)	Provided to No. of Farmers
1	CEREALS	116	363080	Storage at Godown
2	OILSEEDS	3.9	36800	Supply to 16 Farmers
3	PULSES	29.32	69300	Supply to 250 Farmers
4	VEGETABLES	--	--	--
5	FLOWER CROPS	--	--	--
6	OTHERS	--	--	--
TOTAL		149.22	469180	--

PLANTING MATERIALS

Major group/class	Crop	Variety	Quantity (Nos.)	Value (Rs.)	Provided to No. of Farmers
FRUITS	-	-	-	-	-
	-	-	-	-	-
	-	-	-	-	-
SPICES	-	-	-	-	-
	-	-	-	-	-
VEGETABLES	-	-	-	-	-
	-	-	-	-	-
	-	-	-	-	-
FOREST SPECIES	-	-	-	-	-
	-	-	-	-	-
ORNAMENTAL CROPS	-	-	-	-	-
	-	-	-	-	-
PLANTATION CROPS	-	-	-	-	-
	-	-	-	-	-
Others (specify)	-	-	-	-	-
	-	-	-	-	-

SUMMARY				
Sl. No.	Major group/class	Quantity (Nos.)	Value (Rs.)	Provided to No. of Farmers
1	FRUITS	-	-	-
2	VEGETABLES	-	-	-
3	SPICES	-	-	-
4	FOREST SPECIES	-	-	-
5	ORNAMENTAL CROPS	-	-	-
6	PLANTATION CROPS	-	-	-
7	OTHERS	-	-	-
	TOTAL	-	-	-

BIO PRODUCTS

Major group/class	Product Name	Species	Quantity		Value (Rs.)	Provided to No. of Farmers
			No	(kg)		
	-	-	-	-	-	-
BIO AGENTS	-	-	-	-	-	-
	-	-	-	-	-	-
BIO FERTILIZERS	-	-	-	-	-	-
1	-	-	-	-	-	-
BIO PESTICIDES	-	-	-	-	-	-
1	-	-	-	-	-	-

SUMMARY

Sl. No.	Product Name	Species	Quantity		Value (Rs.)	Provided to No. of Farmers
			Nos	(kg)		
1	BIOAGENTS	-	-	-	-	-
2	BIO FERTILIZERS	-	-	-	-	-
3	BIO PESTICIDE	-	-	-	-	-
	TOTAL	-	-	-	-	-

LIVESTOCK

Sl. No.	Type	Breed	Quantity		Value (Rs.)	Provided to No. of Farmers
			(Nos)	Kgs		
	Cattle	-	-	-	-	-
		-	-	-	-	-
	Sheep and goat	-	-	-	-	-
		-	-	-	-	-
	Poultry	-	-	-	-	-
	Fisheries	-	-	-	-	-
	Others (Specify)	-	-	-	-	-
		-	-	-	-	-

SUMMARY						
Sl. No.	Type	Breed	Quantity		Value (Rs.)	Provided to No. of Farmers
			Nos	Kgs		
1	CATTLE	-	-	-	-	-
2	SHEEP & GOAT	-	-	-	-	-
3	POULTRY	-	-	-	-	-
4	FISHERIES	-	-	-	-	-
5	OTHERS	-	-	-	-	-
	TOTAL	-	-	-	-	-

3.6. Literature Developed/Published (with full title, author & reference)

(A) KVK News Letter ((Date of start, Periodicity, number of copies distributed etc.)

-----Nil-----

(B) Literature developed/published

Item	Title	Authors name	Number of copies
Research papers	Effect of Potassium and Sulphur on oil content, nutrient content and uptake of summer pearl millet (<i>Pennisetum glaucum</i> L.)	N.N.Chaudhary H.R.Khafi A.D.Raj V.Yadav And P.Yadav	Not applicable
Research papers	Effect of nutrients (K and S) on growth, yield and economics of summer pearl millet (<i>Pennisetum glaucum</i> L.)	N.N.Chaudhary H.R.Khafi A.D.Raj V.Yadav And P.Yadav	Not applicable
Research papers	Effect of organic, inorganic and bio-fertilizers on productivity and economics of groundnut-Pigeon pea relay intercropping system in vertisols of South Gujarat	Poonia T. C Raj A.D And Pithiya M.S	Not applicable
Research papers	Effect of dietary supplementation of garlic (<i>Allium sativum</i>) bulb and fenugreek (<i>Trigonella foenum-gracum</i> L.) seed powder on feed intake, growth performance and blood biochemical parameters in broilers.	R.M.Patel, D.D.Garg, V.R.Patel, S.G.Vahora M.A.Kataria and M.Choubey,	Not applicable
Total	4	--	--
Technical reports	ZREAC Report Year 2014 (Kharif)	--	--
	ZREAC Report Year 2015 (Rabi)	--	--
	AGRESKO Report Year 2014		
	SAC Report Year 2014-15	--	--
	Krishi Mahostav Aheval Narmada- Year 2014 Gujarati Copy	--	--
	Krishi Mahostav Aheval Narmada- Year 2014 English Copy		
	Technology Week Report Year-2014	--	--
	PPV & FRA Report year-2014	--	--

Total	8	--	--
Popular articles	6	--	--
Grand Total	18	--	--

(C) Details of Electronic Media Produced)

S. No.	Type of media (CD / VCD / DVD / Audio-Cassette)	Title of the programme	Number
--	--	--	--

3.7. Success stories/Case studies

1. Improved technology- Empowering the tribal Farmers

Name of farmer: Shri Damji KhatriaVasava

Village: Chikda, **Ta:** Dediapada, **Dist.:** Narmada,

Age: 65 Years, **Education:** 4thstd,

Size of land holding: 8.00 Acr.

Motivation factor : Customary move toward KVK, Navsari Agricultural University, Dediapada.



It is well known fact that the tribal areas is very poor regarding resources availability including scarcity of water. The major crops of their livelihood are Paddy, Tur, Maize, Jowar, Cotton. In tribal areas generally the productivity of crops is very low. Besides, the farmers of tribal areas still are following the traditional methods of cultivation.

In spite of that a farmer of village Chikda name- ShriDamjiKhatriaVasava proved a proverb "Where there is will there is way" true. He is 65 years old educated up 4thstd and having land about 8.00 acre. Earlier he was also doing the traditional cultivation. The production at that time was not enough to survive his family. He was always in the search of suitable options to enhance the production and income. Some time he visited the farm of other areas and compared that situation with his field conditions. He thought that if those farmers doing well why I not. That situation turns him towards development in his farming conditions. In initial stage he got the seed of improved variety of Paddy GR-17. The results(10 time higher that traditional variety ie about 2500 kg /ha.) of this variety surprising for him and he decided to adopt the improved variety in all the crops. Not only was that he also interested to adopt all the new methods of cultivation to get more income. During this period krishiVigyan Kendra was established in Dediapada in the year 2006-2007. A team of scientists visited the

village Chikda and contact Damjibhai. The village was adopted by KVK. The major intervention for that village were

- (1) Replacement of traditional variety,
- (2) Showing methods,
- (3) Fertilizers management,
- (4) Plant protection and
- (5) Soil fertility management.
- (6) Seed production and Nursery raising

Through various programmes awareness were created about the importance of improved cultivation. Few demonstrations were given in the village including Damjibhai. As a result Damjibhai was came in the contact of KVK scientists regularly. With the timely guidance of KVK scientists Damjibhai started to change his cultivation pattern. Scientists advise them to adopt the method of SRI in Paddy with variety of Paddy GNR-2 and NAUR-1(Kharif-2011) along with all other recommendations. The results of these FLDs were highly praise worthy by the scientist of NAU as well as villagers too. The yield was in the range of 5500 to 7000kg/Ha.



Not only that with the proper guidance of KVK scientist and with the help of line department, he started to prepare seedlings of onion. It is interested to note that Damjibhai prepare onion seed himself with the guidance of scientist. Through this very short period activity he earns about 25000 through selling of seedling per year. Damjibhai is also having awareness about the soil fertility management. He used fertilizers and plant protection measures under the guidance of KVK scientists.

In nutshell, the earning income enhancement of Damjibhai is about 25-30% through the adoption of improved cultivation practices. This appreciated performance creating a momentum to adopt the scientific cultivation in this particular village and nearby villages. At present the village following transplanting method of rice instead of drilled paddy.

Summary

Intervention	Before KVK	After KVK
Method of Farming	Traditional farming	Adoption of SRI & Improved Practices
Seed	Local	GR-7 and SRI in GNR-2 and NAUR-1
Yield (kg/ha)	1000-1200	GR- 7 : 2500-3000 GNR-2 & NAUR-1 : 5500-7000
Improved Seed Produce & selling	---	GNR-2: 200 kg (25 Farmers) NAUR-1:200kg (30 Farmers) Rate: Rs. 20 per Kg.
seedlings of onion	---	Rs. 25,000
Benefit	---	Enhancement of income by 25-30 % (1)Replacement of traditional variety (2) Sowing methods (3) Fertilizers management (4) plant protection and (5) Soil fertility management (6) Seed production and Nursery raising
Our Target	Creating a momentum to seed production and adoption of SRI method of Rice cultivation in the district.	

2. Low cost Green House (LCGH)

		
Name of farmer	Narsing Radaviya Vasava	Mohanbhai Janiyabhai Vasava
Age (years)	65	50
Education	6	2
Land holding (Acr.)	3	2
Size of LCGH	10 x 5 meter	
Adoption period	4 years	
Major Crops	Tandaljani bhaji (Amaranths sp.)	
Income	Rs. 16000/year	
Parameters	Without Green house	With Green house
Quality	Moderate	very Good
Maturity days	25	15
Cutting Days	10-15 days	7 days
Number of cuttings	06	08
Customer Preference	moderate	Extreme
Infestation of insect pest	high	Low
Life	more	Less
Income (in Rs.)	12000	16000

3. Vegetable based cropping pattern

Name of farmer:ShriVithalbhaiVasava



Village:Vadivav, **Ta:**Dediapada, **Dist:.** Narmada,

Age: 45 Years, **Education:** 4thstd,

Size of land holding: 10 Acr.

Motivation factor : KVK, Navsari Agricultural University, Dediapada.

Comparative study of 1 acre

					
Bitter gourd			Pointed gourd		
Year	Before 2009	2009	2010	2011	2012-13
Crops	Paddy drilled verity and Gram traditional (rainfed)	Irrigation facility Okra, Cluster bean, Cowpea	Brinjal, Okra, Cluster bean, Cowpea	Brinjal, Okra, Cluster bean, Cowpea	Trellies/ bower (Structure of cement and wooden poles and wire) of Bitter gourd (ChuChu) and Pointed gourd (Anavali)
Income (Rs/Acre)	6500	10000	20000	35000	70000 and possibility to reach up to 100000 (harvesting continue)
	---	Paddy TP 1600kg/Acre.	Paddy TP 1600kg/Acre.	Paddy TP 2000kg/Acre.	---
Income (Rs/Acre)	---	12800	12800	16000	---
Total Income (Rs/Acre)	6500	22800	32800	51000	>100000 expected (harvesting continue)

4. Farm mechanization:

Wheel hand hoe – An effective tool for weed management

Name of farmer:ShriPrabhatsingVasava

Village:Soliya, **Ta:**Dediapada,

Dist: Narmada, **Age:** 62 Years,

Education: 5thstd,

Size of land holding: 0.80 ha

Cost of Implements: Rs.750/-

Motivation factor : Fair cum exhibition, Technology week and exposure visit to Suruchi Trust, Bardoliarrange at KVK, Navsari Agricultural University, Dediapada.



Intervention	Before KVK	After Krishi Vigyan Kendra
Method of weed Management	Hand weeding by small khurpi, sickle	Wheel hand hoe.
Labour Requirement	20 to 30 /ha.	7 to 10 /ha.
Time Required	6 days	2 days
Total cost (Rs./ha)	2500 to 3000	1000 to 1500
Benefit (Rs./ha)	-	1500 to 2000
Implement used by Other farmers	-	5
Farmers opinion	-	Good for weed management. They are also interested to purchase wheel hand hoe.

5. Profitable income through drip irrigation –In Cotton

Name of farmer: ShriChampakbhaiJeshingVasava

Village:Kukarda, **Ta:**Dediapada, **Dist:.** Narmada,

Age: 45 Years, **Education:** 4thstd,

Size of land holding: 8.0 Acr.

- Initially Champakbhai was cultivated paddy, Tur and Cotton on rainfed condition.
- Timely he was joined KVK, Dediapada and get training related to advance agriculture technique
- He know that drip irrigation technique is good advantage and then after adopted the drip irrigation technique for his cultivation of cotton



Information of Cotton Crop

Sr. no	Year	Production (kg)	Price(Rs)	Expenses (Rs)	Net Profit (Rs)
1	2010-11	6000	40	28,000/-	2,12,000/-
2	2011-12	6200	43	28,500/-	2,38,100/
3	2012-13	6500	45	30,000/-	2,62,500/

6. Success story- Two eye bud technique for Sugarcane Cultivation

Name : Trushal K patel

Village: Vagodiya

Ta: Nanod

Dist: Narmada

Age: 26 Y

Education: S.Y(B.A)

Through various programmes awareness were created about the importance of improved cultivation of Sugar cane crop . With the timely guidance of KVK scientists Trushalbai started to change his cultivation pattern. Scientists advise them to adopt the Two eye bud technique for Sugarcane Cultivation with variety of Co-8338 along with all other recommendations. The result of this technique was highly praise worthy by the scientist of NAU as well as villagers too. The yield was in the range of 60 ton /Acre.


Not only that with the proper guidance of KVK scientist and with the help of line department, he started to prepare seedlings of Sugar cane.

In nutshell, the earning income enhancement of Trushalbai is about 30-40 % through the adoption of improved cultivation practices. This appreciated performance creating a momentum to adopt the scientific cultivation in this particular village and nearby villages.

He got best ATMA farmer award in district level for his cultivation of this technique.

Comparison of Traditional and Two eye bud technique for Sugarcane Cultivation

Sr. No	Item	Traditional method	Two eye bud technique
1	Area	20 Acre	20 Acre
2	Crop	Sugar Cane	Sugar Cane
3	Expenses	25000/-	27000/-
4	Production (Ton)	42	60
5	Prices (Ton)	2585/-	2585/-
6	Income	108570/-	155100/-
7	Net Profit	83570/-	128100/-



7. Success story- Advi cultivation in Net house

Farmer Name: Satishbhai Gordhanbhai Chaudhari

Village: Kankhadi

Taluka: Sagbara

Dist: Narmada

Soil: 22 Acre

Satishbhai is a progressive farmer of Sagbara taluka of narmada district. Before 2007 they cultivated traditional practices of cotton, paddy, pigeon pea and other crops in *Kharif* and wheat crop in *rabi* season. As a progressive farmer, He cultivated new crops like Papaiya, Banana, Orange and *Advi* etc. after joining in Krishi vigyan Kendra, ATMA yojna and also participated in seminar.

Initially Satishbhai contacted different organization and participated training ,Seminar and Workshop for cultivation of *Advi* crop. He get lots of information about *Advi* crop cultivation in Net house. During the first year he got more net return as a compared to other crops in *Advi* crop cultivation in Net house. After success of this first year , he cultivated this practices successively three year and got more net return as a compared to other crops in *Advi* crop cultivation in Net house.

Year wise Advi cultivation in Net house

Sr. No	Item	Year		
		2011-12	2012-13	2013-14
1	Area	10 Guthha	10 Guthha	10 Guthha
2	Crop	Advi Cultivation	Advi Cultivation	Advi Cultivation
3	Cost	30000/-	35000/-	42000/-
4	Production	4050	4725	5400
5	Income	162000	189000	216000
6	Net Profit	132000	154000	174000

Award: 1. Best farmer award year: 2010-11

2. "Krishi Rushi" Award given by Chief minister of Gujarat state

3. Certificate of progressive farmer of Krishi Mahostav-2013



8. Awareness and adoption of Drip Irrigation system

Name of farmer: Shri Champakbhai Jeshing Vasava (Adopted)

Village: Kukarda, **Ta:** Dediapada, **Dist.:** Narmada,

Age: 45 Years, **Education:** 4th std,

Size of land holding: 8.0 Acr.

Motivation factor : KVK, Navsari Agricultural University, Dediapada.



Name of Crop	Cotton	Adopted
Number of farmers have already been applied for drip irrigation system	12	-
Number of farmers going to apply for drip irrigation system	05	-
Our target	Minimum 5 farmers in each adopted village	

9. Animal Husbandry

- Diagnostic visit, Health camps and Trainings-The torch bearer approach to reduce sexual health problems

Conditions: Poor health status of Animals.

Poor adoption of rearing improved animal breed.

Poor economic conditions of cattle owners.

Number of cases studied: 10

Activities		Before KVK	After KrishiVigyan Kendra
Major problems		Sexual Health- Repeat breeding, Anoestrus, Silent heat, Longer Service period, Post-partum syndrome. Lack of knowledge about Artificial Insemination, Heat detection, selection of milch animals.	Improved knowledge about sexual health, Artificial Insemination, Heat detection in farm animals and selection of milch animals.
Technology Adoption	Concentrate and Mineral Mixture	Improper	Adopted Partially (based on availability and purchasing power.)
	Fodder		Adopted Partially (based on availability of Green fodder)
	Vaccination		Scheduled
	Deworming		Scheduled
	Pregnancy Diagnosis		Timely-2.5 to 3 months post service
Benefits	Health of animals	Poor	Improved
	Animals reared	Nondescript	Mehsana buffalo and Crossbred cows
	Service Period	140-180 days	110-120 days
	Lactation length	120-150 days	130-180 days
Trend of animals rearing		Traditional and Discouraging	Improved scientific based and encouraging Five farmers have started rearing Mehsana buffalo
Knowledge Centre		Mainly-Laymen and Villagers Occasionally- Veterinarians	KVK Scientist and Veterinarians

10. Success story: Profitable cultivation of Bt cotton by adopting IPM

Name : Shri ChampakbhaiJeshingVasava (Adopted)


Village: Kukarda, **Ta:** Dediapada, **Dist.:** Narmada,

Age: 52 Years, **Education:** 4thstd,

Size of land holding: 7.0 Acr. (3 Irrigated + 4 Non Irrigated)

Major crop Cultivated: Paddy, Cotton, Maize, Jowar, Pigeon Pea, Castor, Vegetables

Motivation factor : KVK, Navsari Agricultural University, Dediapada.



Our KVK, Conducted various programmes for the awareness of importance of technology related to Agriculture. Our KVK adopted various villages among them Kukarda village adopted since long time and various demonstration were given to the farmer of Kukarda including Mr. Champakbhai. As a result he was came in contact of KVK scientist regularly. By the time to time the guidance of KVK scientist, his started to change in his cultivation method scientist advise his to adopted IPM method for cotton during the year of 2012-13. His started cultivation of cotton by adopting drip system and all practices of IPM like, Deep summer poughing, Sanitation of field removal weeds/Alternative host/previous crops stubbles, cultivation of inter crop/ trap crop, use of yellow sticky trap, botanicals like neem oil and use of proper dose of recommended insecticides. The result of this he got yield range of 21 Qtl/ha and at that time cotton price was good in the market so he earns about 90,000/-ha income which is 40% more income as compare other farmers in the villages. The result of these was highly praise worthy by the Scientist of N.A.U., as well as villagers too.

Cost of Cultivation:

Sr. No	Details	Local farming practices	IPM practices
1	Land preparation	1500	2000
2	Seed	1500	1500
3	Chemical Fertilizers	3000	2000
4	FYM	2000	2500
5	Labour cost	4000	3000
6	Insecticides cost	1500	500
7	Total cost	13,500	11,500
8	Yield (Kg/ha)	1500	2100
9	Total income	60,750	90,000
10	Net income	47,250	78,500
11	Percent Increase	40%	

11. Farm advisory / Diagnostics services about Plant Protection

Number Of farmers : 50




Crops : Cotton, Tomato, Brinjal, Chilli, Paddy, Pigeon pea, Bitter gourd, Pointed gourd.






Intervention	Before KVK	After KrishiVigyan Kendra
Contact	Agro Centre	Scientists of KrishiVigyan Kendra
Diagnostics	Not Sure	Accurate/Proper
Frequency of using spray	>2	up to 2
Doses	Higher	Recommended
Incurable diseases	Using chemical for control	Avoid the use of chemical
Eco-friendly management	Disturbed/Unsafe	Provided/safe
Awareness about purchase of chemical	As per Agro-centre	As per Scientists of KVK
Benefit	Not Sure	35 to 60% reduction in Plant Protection expenditure



12. Our Awardees farmers

			
Farmer's Name	Dhamjibhai Kathariyabhai Vasava	Mohanbhai Janiyabhai Vasava	Ratilal Chandusing Deshmukh
Age	65	50	36
Education	4	2	7
Main Crop	Paddy	Vegetable	Vegetable
Land	8 Acr.	2 Acr.	3.5 Acr.

Award Prize	ATMA Best Farmer Award Dediapada Taluka	Prize in District Level Fruits and Vegetables completion during Technology week at KVK, Dediapada	
First		Radish	Coriander
Second		Indian bean (variety Katargam)	---
Third		Sugar beat	---
			
Farmer's Name	Champakbhai Jeshing Vasava	Gulabsing Chhaganbhai Vasava	Narsing Radaviyabhai Vasava
Age	54	29	65
Education	4	11	6
Main Crop	Vegetable	Vegetable	Vegetable
Land	8.0 Acr.	2 Acr.	3 Acr.
Award Prize	Prize in District Level Fruits and Vegetables completion during Technology week at KVK, Dediapada		
First	---	---	---
Second	Onion (Agri found light red)	Brinjal pink (Variety Surti)	Pigeon Pea (Variety Vaishali)
Third	---	---	---

3.8 Give details of innovative methodology/technology developed and used for Transfer of Technology during the year -----Nil----

- Name of farmer
- Title of innovations
- Description of innovation
- Practical utility
- Application of innovations
- Activities conducted for wise spread

3.9 Give details of indigenous technology practiced by the farmers in the KVK operational area Which can be considered for technology development (in detail with suitable photographs?)

S. No.	Crop / Enterprise	ITK Practiced	Purpose of ITK
--	--	--	--

3.10 Indicate the specific training need analysis tools/methodology followed for

- Identification of courses for farmers/farm women
- Rural Youth
- In service personnel

3.11 Field activities

- i. Number of villages adopted : 49
 ii. No. of farm families selected : --
 iii. No. of survey/PRA conducted : --

3.12. Activities of Soil and Water Testing Laboratory

Status of establishment of Lab : No establishment of Lab at KVK

1. Year of establishment :
 2. List of equipments purchased with amount :

Sl. No	Name of the Equipment	Qty.	Cost
--	--	--	--
Total			

3.13 Details of samples analyzed so far :

Details	No. of Samples	No. of Farmers	No. of Villages	Amount realized
Soil Samples	--	--	--	--
Water Samples	--	--	--	--
Plant Samples	--	--	--	--
Petiole Samples	--	--	--	--
Total	--	--	--	--

4.0 IMPACT**4.1 Impact of KVK activities (Not to be restricted for reporting period).**

Name of specific technology/skill transferred	No. of participants	% of adoption	Change in income (Rs.)	
			Before (Rs./Unit)	After (Rs./Unit)
Paddy GR-5	698	80	17482	21218
IR-28	85	60	32325	42092
Introduction new varieties in Tur (Vaishali)	352	65	49238	61407
Maize	47	55	43845	51613
Soybean	33	42	12688	15030
Gram	209	62	36731	43960
Wheat	188	65	44122	52918
Brinjal INM	10	50	155250	175350
Chilly INM	10	48	80967	95533
Tomato INM	25	40	91598	109700
Cotton IPM	68	43	186135	226071
Pigeon Pea-Trichoderma	43	42	48872	62538

4.2. Cases of large scale adoption

Name of specific technology/skill transferred	No. of participants	% of adoption	Change in income (Rs.)	
			Before (Rs./Unit)	After (Rs./Unit)
Gram-Package Demonstration	100	60	15	60
Tomato-Micro Nutrients	80	45	20	70
Brinjal- Micro Nutrients	90	40	15	60
Chilly- Micro Nutrients	40	43	22	70
Cabbage- Micro Nutrients	30	43	15	45
Indian Bean- Micro Nutrients	60	46	17	50
Gram-Organic Farming	150	50	30	65
Pigeon Pea- Organic Farming	150	55	17	50

Pigeon Pea-INM, IPM and Varietal	100	58	15	65
Gram- INM, IPM and Varietal	100	52	20	60
Green Gram- INM, IPM and Varietal	100	55	25	55
Black Gram- INM, IPM and Varietal	100	50	10	55

4.3 Details of impact analysis of KVK activities carried out during the reporting period

5.0 LINKAGES

5.1 Functional linkage with different organizations

Name of organization	Nature of linkage
Line Departments of Government of Gujarat Agriculture/ Horticulture/ Animal Husbandry/ Fishery / Forest department / ATMA	Khedut sibir, Animal health camp, Sponsored training. In-service trainings and other extension activities, technical support, Participation in meeting
AKRSP (I), NGO, Dediapada	Sponsored training, Mahila sibir, technical support
Main Water Management Research Unit, NAU, Navsari	Collaboration-FLD on Low Cost Greenhouse
Research Stations, NAU	Participation-Farmers day, Seed-FLDs, etc.
FTC, Rajpipla	Experts lectures
Govt. of Gujarat	Collaboration – Krishi Mahotsav, ATMA, RKVY, etc.
Missionary – NGO	Sponsored training programme, extension activities
ANARDE Foundation	Extension activities
DWDU-Narmada	Sponsored training programme
Mission Manglam, Dediapada	Sponsored training programme
Aadi Aushdiy group, Dediapada	Technical support
ATMA, Rajpipla	Khedut sibir, Sponsored training. In-service trainings and other extension activities, Exposure Visit and Participation in meeting
Forest Department, Narmada	Sponsored training programme, extension activities
ICDS, Dediapada	Sponsored training programme, extension activities
Aagakhan- Dediapada	Sponsored training programme, extension activities
Jagruti Mandal, Dediapada	Sponsored training programme, extension activities
Aadivasi Mahila Mandal, Dediapada	Sponsored training programme, extension activities

5.2 List special programmes undertaken by the KVK, which have been financed by State Govt./Other Agencies

Name of the scheme	Date/ Month of initiation	Funding agency	Amount (Rs.)
Research experimental	2014-15	State	19.10
Pulse harnessing	2014-15	State	2.70
Paddy	2014-15	State	1.30
Sorghum	2014-15	State	1.40

Fibers	--	--	--	--	--	--	--	--	--
Spices & Plantation crops									
Floriculture	--	--	--	--	--	--	--	--	--
Fruits	--	--	--	--	--	--	--	--	--
Vegetables	--	--	--	--	--	--	--	--	--
Others (specify)									

6.3 Performance of production Units (bio-agents / bio pesticides/ bio fertilizers etc.,)

Sl. No	Name of the Product	Qty	Amount (Rs.)		Remarks
			Cost of inputs	Gross income	
--	--	--	--	--	--

6.4 Performance of instructional farm (livestock and fisheries production)

Sl. No	Name of the animal / bird / aquatics	Details of production			Amount (Rs.)		Remarks
		Breed	Type of Produce	Qty.	Cost of inputs	Gross income	
--	--	--	--	--	--	--	--

6.5 Rainwater Harvesting

Training programmes conducted by using Rainwater Harvesting Demonstration Unit

Date	Title of the training course	Client (PF/RV/EF)	No. of Courses	No. of Participants including SC/ST			No. of SC/ST Participants		
				M	F	T	M	F	T
--	--	--	--	--	--	--	--	--	--

6.5 Utilization of hostel facilities

Accommodation available (No. of beds): 30

Months	Title of the training course/Purpose of stay	No. of trainees stayed	Trainee days (days stayed)	Reason for short fall (if any)
April 2014		--		
May 2014	05/05/2014 to 07/05/2014 to	16	3	
	08/05/2014 to 11/05/2014 to	16	4	
Total		32	7	
June 2014				
	13/06/2014	31	2	
	16/06/2014 to 18/06/2014 to	30	2	
	18/06/2014 to 20/06/2014 to	57	2	
	21/06/2014 to 23/06/2014 to	37	2	
	26/06/2014 to 27/06/2014 to	35	1	
Total		190	9	
July 2014				
	11/07/2014 Meditational Plant Training	20	2	
Total		20	2	
August 2014	ATMA Sponsored Training at 19/08/2014 to 21/08/2014	45	3	

	ATMA Sponsored Training at 25/08/2014 to 26/08/2014	43	1	
	ATMA Sponsored Training at 28/08/2014 to 29/08/2014	55	1	
Total		144	5	
September 2014	ATMA Sponsored Training at 19/09/2014 to 21/09/2014	45	1	
Total		45	1	
Total		0	0	
October 2014		0	0	
Total		0	0	
November 2014		0	0	
Total		0	0	
December 2014		0	0	
Total		0	0	
January 2015		0	0	
Total		0	0	
February 2015		0	0	
Total		0	0	
March 2015		0	0	
Total		0	0	
Grand total		431	24	

7. FINANCIAL PERFORMANCE

7.1 Details of KVK Bank accounts

Bank account	Name of the bank	Location	Account Number
With Host Institute	State Bank of India	Dediapada	---
With KVK	State Bank of India	Dediapada	30140660644

7.2 Utilization of funds under FLD on Oilseed (Rs. In Lakhs)

Item	Released by ICAR		Expenditure		Unspent balance as on 1 st April 2015
	Kharif 2014-15	Rabi 2014-15	Kharif 2014-15	Rabi 2014-15	
Inputs	--	--	--	--	--
Extension activities	--	--	--	--	--
TA/DA/POL etc.	--	--	--	--	--
TOTAL	--	--	--	--	--

7.3 Utilization of funds under FLD on Pulses (Rs. In Lakhs)

Item	Released by ICAR		Expenditure		Unspent balance as on 1 st April 2015
	Kharif 2014-15	Rabi 2014-14	Kharif 2014-15	Rabi 2014-15	
Inputs	--	--	--	--	--
Extension activities	--	--	--	--	--
TA/DA/POL etc.	--	--	--	--	--
TOTAL	--	--	--	--	--

7.4 Utilization of funds under FLD on Cotton (Rs. In Lakhs)

Item	Released by ICAR		Expenditure		Unspent balance as on 1 st April 2015
	Kharif 2014-15	Rabi 2014-14	Kharif 2014-15	Rabi 2014-15	
Inputs	--	--	--	--	--
Extension activities	--	--	--	--	--
TA/DA/POL etc.	--	--	--	--	--
TOTAL	--	--	--	--	--

7.5 Utilization of KVK funds during the year 2013-14 and 2014-15 (upto March, 2015) (year-wise separately)

S. No.	Particulars	Sanctioned	Released	Expenditure
A. Recurring Contingencies				
1	Pay & Allowances	50.00	50.00	4926526
2	Traveling allowances	0.50	0.50	140745
3	Contingencies	28.00	28.00	1595543
A	Stationery, telephone, postage and other expenditure on office running, publication of Newsletter and library maintenance (Purchase of News Paper & Magazines)	8.40	8.40	442530
B	POL, repair of vehicles, tractor and equipments			
C	Meals/refreshment for trainees (ceiling upto Rs.40/day/trainee be maintained)	19.60	19.60	1153113
D	Training material (posters, charts, demonstration material including chemicals etc. required for conducting the training)			
E	Frontline demonstration except oilseeds and pulses (minimum of 30 demonstration in a year)			
F	On farm testing (on need based, location specific and newly generated information in the major production systems of the area)			
G	Training of extension functionaries			
H	Maintenance of buildings			
I	Establishment of Soil, Plant & Water Testing Laboratory			
J	Library			
TOTAL (A)				
B. Non-Recurring Contingencies				
1	Works			
2	Equipments including SWTL & Furniture			
3	Vehicle (Four wheeler/Two wheeler, please specify)			
4	Library (Purchase of assets like books & journals)			
TOTAL (B)				
C. REVOLVING FUND				
GRAND TOTAL (A+B+C)		78.50	78.50	6662814

7.5 Status of revolving fund (Rs. in lakhs) for the three years

Year	Opening balance as on 1st April	Income during the year	Expenditure during the year	Net balance in hand as on 1st April of each year
April 2012 to March 2013	943150/-	354258/-	85037/-	1212371/-
April 2013 to March 2014	1212371/-	297109/-	586347/-	923133/-
April 2014 to March 2015	923133/-	539544/-	367765/-	1094912/-

8.0 Please include information which has not been reflected above : -----Nil----**8.1 Constraints**

- (a) Administrative
- (b) Financial
- (c) Technical

Annexure-1

District Profile - I

1. General census

Geographic location:	North Latitude 21 25" 45" East Longitude of 72 34" 19".
Temperature:	40 Centigrade
Rainfall:	1159 mm.
River:	Narmada, Karjan etc
Area:	2800 sq.kms
District Headquarter:	Nandod
Taluka:	5
Population:	514,404
Population Density:	187 persons/sq km.
Sex Ratio:	sex ratio is 949/1000 males
Literacy Rate:	59.86%
Language:	Gujarati, Hindi, English
Seismic Zone:	----

2. Agricultural and allied census

Total geographical area (ha.)	275536
Forest land (ha.)	1204973
Permanent pastures and grazing lands (ha.)	8600
Cultivable waste land (ha.)	3600
Current fallow (ha.)	3000
Net sown area (ha.)	114779
Total area available for irrigation (ha.)	48122
Area irrigated by canals/channels (ha.)	28429

3. Agro-climatic zones

Sr. No	Agro-climatic Zone	Characteristics
1	South Gujarat Zone, AES-I	Rainfall: 1000-1250 mm Type of Soil: Undulating, shallow to medium in depth, fine textured, highly erosive. Soil Characteristics : Low fertility land and hilly terrain with dense forest. Soil fertility: Nitrogen-poor, Phosphorus medium, Potash High.

4. Agro-ecosystems

Sr. No	Agro- ecosystems	Characteristics
1	AES-I (Nandod, Dediapada and Sagbara Taluka)	Type of Soil: Undulating, shallow to medium in depth, fine textured, highly erosive. Soil Characteristics: Low fertility land and hilly terrain with dense forest. Soil fertility: Nitrogen-poor, Phosphorus medium, Potash High.
2	AES-IX (Tilakwada Taluka)	Type of Soil: Deep black soil. Soil Characteristics: Deep black soil with high rainfall. Soil fertility: Nitrogen-poor, Phosphorus medium, Potash High.

5. Major and micro-farming systems

Sr. No	Farming system/enterprise
1.	Crop production
2	Crop production and Horticulture
3	Crop production and Livestock
4.	Crop production, Horticulture and Livestock

6. Major production systems like rice based (rice-rice, rice-green gram, etc.), cotton based, etc.

Rice based: Rice-Wheat, Rice- Sorghum, Rice- Maize, Rice- Chick pea

Cotton based: Cotton- Cotton-Green Gram, Cotton- Cotton,

Pigeon pea based : Pigeon pea- Pigeon pea, Pigeon pea-Green gram

Sugarcane based: Sugarcane - Sugarcane,

Banana based: Banana- Banana

Vegetable based: Vegetable likes Brinjal, Tomato, Chilli, Okara, Cabbage, and Cauliflower

7. Major agriculture and allied enterprises

Sugar factories

Dairy industries

Banana based processing unit

SHGs group formation

Co- Operative Society

Agro-ecosystem Analysis of the focus/target area – II**1. Name of Villages, focus area, target area etc**

Sr. No	Taluka	Village
1	Dediapada	Kukarda
2	Dediapada	Ambavadi
3	Dediapada	Chikda
4	Dediapada	Pansar
5	Dediapada	Navagam
6	Dediapada	Pangam
7	Dediapada	Almavadi
8	Sagbara	Nanadoraamba
9	Sagbara	Makran
10	Nandod	Taval
11	Nandod	Panchpipli
12	Nandod	Vadi
13	Nandod	Kasumbia
14	Nandod	Khutaamba
15	Nandod	Movi
16	Tilakvada	Tilakvada
17	Tilakvada	Nimpura
18	Tilakvada	Kuletha

2. Survey methods used:

Survey by questionnaire, PRA, RRA, etc.

3. Various techniques used and brief documentation of process involved in applying the techniques used like release transect, resource map, etc.

All methods are used.

4. Analysis and conclusions

After conducting PRA, thrust area was identified. Problems were prioritized. To overcome those extension strategies were prepared. Scheduling of activities were done and on that bases different mandatory activities were started in selected villages.

5. List of location specific problems and brief description of frequency and extent/ intensity/severity of each problem

- Undulating lands
- Fragmented land holdings
- Soil erosion
- High rainfall in monsoon but scanty of water in other seasons
- Weed problem
- Poor farm mechanization
- Incidence of hairy caterpillar
- Poor co-operative structure
- Poor infrastructure and marketing facility

6. Matrix ranking of problems: ---**7. List of location specific thrust areas:**

- Crop production management
- Soil & water conservation and management
- Soil erosion
- Low cost technology
- Scanty of water for irrigation
- Indiscriminate breeding practices (use of non- descript, poor graded bulls used for natural matting)
- Low/ shrinking pasture land
- Allowing animals for grazing.

8. List of location specific technology needs for OFT and FLD

Profitability of cropping system and the rate of return. In order to achieve the rate of return, long term family support is suggested.

Market infrastructure and marketing opportunities, custom hire services and some of the policy issues related to subsidy.

Development of IPM modules for vegetables crops, etc....

Work plan and activities for landless and resource poor farmers.

Feed-back regarding On-Farm and Off- Farm programmes and activities.

9. Matrix ranking of technologies : -----**10. List of location specific training needs**

- Crop diversification for more remunerative crops.
- Developing varieties of Pulses, Suitable for intercropping.
- Resource conservation technologies for sustaining and improving the productivity levels.
- Mechanization for increasing water use efficiency.

- Seed grading, treatment and enhancing seed replacement rate.
- IPM, INM and IWM.
- Increasing area under fruits and vegetable crops.
- Providing improved planting material of fruit crops.
- IPM and INM
- Encouraging income and employment generating vocations through agro based vocations viz. mushroom, vermin composting and food preservation etc.
- Demonstrations and trainings including farmers and field officials
- Fodder production and storage
- Balanced feeding

Technology Inventory and Activity Chart - III

1. Names of research institutes, research stations, regional centres of NARS (SAU and ICAR) and other public and private bodies having relevance to location specific technology needs
2. Inventory of latest technology available

Sr. No	Technology	Crop/enterprise	Year of release or recommendation of technology	Source of technology	Reference/citation
1.	New Variety	Paddy-NAUR-1 GNR-2 GR-5 IR-28	2008 2011 1990 1975	NAU NAU GAU GAU	Res.Sts.NARP.Paddy Res.Sts.NARP.Paddy Res.Sts.NARP.Paddy Res.Sts.NARP.Paddy
2	New Variety	Tur –Vaishali GT-1 GT-102 GT-101	2006 1991 2000 2002	NAU GAU GAU GAU	Pulses Res.Sts.NAU,Navsari
3	New Variety	Maize -GM-6	2002	GAU	Main Res.STs. AAU, Ghodhara
4	New Variety	Soybean-JS 335	--	---	-----
5	New Variety	Wheat-GW-496	1989	GAU	Wheat Research Station, JAU, Junagadh
6	New Variety	Gram GG-2	1998	GAU	Pulses Res.Sts.JAU,Junagadh
7	New Variety	Sorghum GJ-38 and GJ-42	1992 2009	GAU NAU	Main Sorghum Res. Sts. NAU, Navsari
8	INM	Binjal Tomato	2005 2005	GAU	Main Veg. Res. Station AAU, Anand
9	IPM	Cotton, Paddy	2010-11	NAU	NAU, Navsari
10	New crop introduction	Castor	2007	NAU	Res.Sci.(Soil Sci.) Navsari

3. Activity Chart

Crop/Animal/Enterprise	Problem	Cause	Solution	Activity	Reference of Technology
Gram	Poor yield	Use of local variety	New Variety	1.ON/OFF campus training on improved variety in Gram 2.Training of packages of practices	1.Pulses research station, NAU, Navsari
Paddy	Low yield	low yielding disease pest variety, Use of local variety	Introduction of new variety IPM	1. ON/OFF campus training on Crop Production 2. ON/OFF campus training on IPM 3. Field day on improved variety	NARP, NAU, Navsari
Brinjal	Poor Yield	Use of local variety and high seed rate	IPM	1.ON/OFF campus training on IPM 2. FLD demonstration	NAU, Navsari
Pigeon pea	Low yield	Use of local variety Improper method of cultivation	Introduction of new variety Land configuration method of sowing	1.ON/OFF campus training on improved variety in Pigeon pea 2.Training of packages of practices 3. Field day on improved variety	Pulses Research Station, NAU, Navsari
Wheat	Low yield	Use of local variety	Introduction of new variety	1.ON/OFF campus training on improved variety in Wheat 2.Training of packages of practices 3. Field day on improved variety	Wheat Research Station, JAU, Junagadh
Maize	Low yield	Use of local variety	Introduction of new variety	1.ON/OFF campus training on improved variety in Maize 2.Training of packages of practices 3. Field day on improved variety	Main Maize Research Station, AAU, Anand
Soybean	Low yield	Use of local variety	Introduction of new variety	1.ON/OFF campus training on improved variety in Soybean 2.Training of packages of practices 3. Field day on improved variety	Oil seed Research Station, JAU, Amrali

Cotton	Sucking pests and Low yield	Use of IPM techniques	Use of seed treatment Use of foliar spray of acetamiprid Installation of yellow sticky trap Use of Bavaria bassiana	1.ON/OFF campus training on IPM of cotton 2. Diagnostic Field visits and Training of packages of practices 3. Celebration of Field day on IPM of Cotton	NAU, Navsari
Paddy	Stem borer, Leaf folder, Sucking pests and Low yield	Use of IPM techniques	Use of seed treatment Use of foliar spray of acetamiprid Installation of pheromone trap for stem borer Use of Bavaria bassiana	1.ON/OFF campus training on IPM of paddy 2. Diagnostic Field visits and Training of packages of practices 3. Celebration of Field day on IPM of Cotton	NAU, Navsari
Brinjal	Wilting and Low yield	INM	Use of INM Use of Bio-Fertilizers Use of FYM	1.ON/OFF campus training on improved variety in Brinjal 2.Training of packages of practices 3. Field day on improved technology INM	Main Veg. Res.Station AAU,. Anand

4. Details of each of the technology under Assessment, Refinement and demonstration

A. Detailed account on varietal/breed characters for each of the variety/breed selected for FLD and OFT

Name of Crop and Variety	Maturation days	Productivity (kg/ha)	Characteristic
Gram (GG-2)	90-95	1500-1800	1. Round grain with reddish brown color 2. Resistance to Wilt and Heliothis
Paddy(NAUR-1) introduction of new variety	115-120 days	5998	1. Slender grain having a length of 9.30 mm and L/B ratio of 3.48 2. Non lodging habit with green and strong culm
Paddy(GR-5)	100-110	1700-2500	1. Salt tolerance variety 2. High yielding & disease resistance variety
Paddy(IR-28)	100-110	1700-2500	1. Dril Raib fed Variety
Paddy(GNR-2)	115-120	----	1. Salt tolerance variety

			2. High yielding & disease resistance variety
Pigeon pea (Vaishali)	160-170	1647	1. Possess desirable seed colour and boldness 2. High degree resistance to SMD, wilt disease and low infestation of major pest
Pigeon pea (GT-101)	130-140	1400-1500	1. Early maturity 2. More production 3. Bold seed
Pigeon pea (GT-1)	150-175	2000-2500 (Grain) 5000-6000 (Pod)	1. Veg. purpose 2. More production 3. Bold seed
Maize (GM-6)	90-100	2400	1. Bold seed 2. More Production 3. Early variety
Pigeon pea (GT-102)	170-180	1400-1500	1. Veg. purpose 2. More production 3. Bold seed
Sorghum (GJ-38 & 42)	110-120	4000-4200	1. Large Panicle 2. Bold seed 3. Res. to Moisture 4. Suitable to Rain fed
Wheat (GW-496)	110	5000	1. Light grain 2. Draught Resistance 3. More yield
Brinjal: Introduction of IPM tech	240-260 days	20-25 tone/ ha	Fruit and Shoot borer damage

B. Details of technologies that may include formulation, quantity, time, methods of application of nutrients, pesticides, fungicides etc., for technologies selected under FLD and OFTs

Crop	Technology
Paddy	New variety (NAUR-1, GNR-2, IR-28, GR-5)
Cotton	IPM
Pigeon pea	New variety (Vaishali, GT-1, GT-101, GT-102)
Gram	New variety (GG-2, GG-1, PKV-2)
Soybean	New variety (JS-335)
Maize	New variety (GM-6)
Wheat	New variety (GW-496)
Sorghum	New variety (GJ-42 & 38)
Brinjal & Tomato	INM

C. Details of location/area specificity of recommended technology viz., for each of the variety/breed/technology selected for FLD and OFT

All technology demonstrated in FLDs are recommended for South Gujarat Region

Annexure-2

Details of Training Programme

Date	Clientele	Title of the training programme	Discipline	Thematic area	Duration in days	Venue (Off / On Campus)	No. of other participants			Number of SC/ST			Total number of participants		
							M	F	T	M	F	T	M	F	T
23-05-14	Farmers	Scientific Cultivation Practices of kharif crop	Crop production	Integrated Farming	1	On Campus	00	00	00	45	7	52	45	7	52
09-06-14	Farmers	INM in kharif crop	Crop production	INM	1	On Campus	00	00	00	50	00	50	50	00	50
18-06-14	Farmers	Paddy "SIRA" Cultivation	Crop production	ICM	1	On Campus	00	00	00	47	02	49	47	02	49
20-09-14	Farmers	Importance of Organic Farming	Crop production	Production of Organic input	1	On Campus	00	00	00	28	00	28	28	00	28
31-12-14	Farmers	Summer cultivation of Mung	Crop production	Integrated Farming	1	On Campus	00	00	00	25	00	25	25	00	25
25-01-15	Farmers	Crops information	Crop production	Cropping System	1	On Campus	00	00	00	25	00	25	25	00	25
30-01-15	Farmers	Summer cultivation of Mung	Crop production	ICM	1	On campus	00	00	00	88	00	88	88	00	88
31-01-15	Farmers	Summer cultivation of Mung	Crop production	ICM	1	On Campus	00	00	00	62	28	90	62	28	90
04-02-15	Farmers	Summer cultivation of Mung	Crop production	Integrated Farming	1	On campus	00	00	00	31	19	50	31	19	50
05-06-14	Farmers	Nursery management of Kharif crop	Crop production	Nursery management	1	Off campus	00	00	00	112	00	112	112	00	112
06-06-14	Farmers	Scientific Cultivation Practices of kharif crop	Crop production	ICM	1	Off Campus	00	00	00	40	00	40	40	00	40
12-06-14	Farmers	Fertilizers management in kharif crop	Crop production	ICM	1	Off Campus	00	00	00	32	13	45	32	13	45
17-12-14	Farmers	Cultivation of Rabi Crops	Crop production	ICM	1	Off Campus	00	00	00	41	00	41	41	00	41
09-02-14	Farmers	Scientific Cultivation Practices on Till crop	Crop production	ICM	1	Off Campus	00	00	00	15	00	15	15	00	15
17-06-14	Farmers	IPM in Pigeon pea crops	Plant Protection	IPM	1	On Campus	00	00	00	21	09	30	21	09	30
16-08-14	Farmers	IPM in Paddy crops	Plant Protection	IPM	1	On Campus	00	00	00	25	00	25	25	00	25

27-08-14	Farmers	IPM in Cotton crops	Plant Protection	IPM	1	On Campus	00	00	00	19	19	38	19	19	38
17-09-14	Farmers	IPM in Vegetable crops	Plant Protection	IPM	1	On Campus	00	00	00	10	17	27	10	17	27
25-11-14	Farmers	Biological control of crops pest	Plant Protection	Biological	1	On Campus	00	00	00	59	2	61	59	2	61
19-02-15	Farmers	IPM in Summer crops	Plant Protection	IPM	1	On Campus	00	00	00	13	12	25	13	12	25
10-06-14	Farmers	Biological control of crops pest	Plant Protection	Biological	1	Off campus	00	00	00	13	09	22	13	09	22
12-06-14	Farmers	IPM in Cotton crops	Plant Protection	IPM	1	Off campus	00	00	00	42	33	75	42	33	75
11-11-14	Farmers	Storage on Grain	Plant Protection		1	Off campus	00	00	00	3	37	40	3	37	40
14-11-14	Farmers	IPM in Rabi crops	Plant Protection	IPM	1	Off campus	00	00	00	13	09	22	13	09	22
21-06-13	Farmers	Insect pest control in Rabi Crop	Plant Protection	Bio Control	1	Off campus	00	00	00	21	03	24	21	03	24
11-02-15	Farmers	IPM in Summer Crop	Plant Protection	IPM	1	Off campus	00	00	00	22	00	22	22	00	22
26-06-14	Farm women	Vermi Compost Production	Extension Education	Vermi Composting	1	On Campus	00	00	00	00	34	34	00	34	34
04-09-14	Farmer	Use of ICT in agriculture	Extension Education	ICT	1	On Campus	00	00	00	09	13	22	09	13	22
16-09-14	Farm women	Formation and Management of SHGs	Extension Education	Management Ability	1	On Campus	00	00	00	00	34	34	00	34	34
01-11-14	Farmers	Kisan Credit card and importance	Extension Education	Management Ability	1	On Campus	00	00	00	60	16	76	60	16	76
05-11-14	Farmer	Use of ICT in agriculture	Extension Education	ICT	1	On Campus	00	00	00	66	00	66	66	00	66
19-11-14	Farmer	Use of ICT in agriculture	Extension Education	ICT	1	On Campus	00	00	00	26	14	41	26	14	41
21-02-15	EF	Importance of Farm Science Club	Extension Education	Capacity Building	1	On Campus	00	00	00	57	03	60	57	03	60
27-02-15	Farmer	Leadership Development	Extension Education	Capacity Building	1	On Campus	00	00	00	100	00	100	100	00	100
28-02-15	Farmers	Women Empowerment	Extension Education	Women Empowerment	1	Off Campus	00	00	00	100	400	500	100	400	500

30-05-14	Farmers	Importance of Farm Science Club	Extension Education	Capacity Building	1	Off Campus	00	00	00	19	00	19	19	00	19
17-07-14	Farmer	Importance of ITC in Agriculture	Extension Education	Capacity Building	1	Off Campus	00	00	00	20	00	20	20	00	20
16-06-14	Farmers	Scientific Cultivation Practices of Vegatable	Horticulture	Nursery Management	1	On Campus	00	00	00	44	19	63	44	19	63
11-08-14	Farmers	Scientific Cultivation Practices of Brinjal	Horticulture	Production of low volume and high	1	On Campus	00	00	00	21	00	21	21	00	21
13-08-14	Farmers	Scientific Cultivation Practices of Coconut	Horticulture	Nursery Management	1	On Campus	00	00	00	15	00	15	15	00	15
15-08-14	Farmers	Scientific Cultivation Practices of Chilli	Horticulture	Nursery Management	1	On Campus	00	00	00	21	00	21	21	00	21
11-06-14	Farmers	Kitchen gardening	Horticulture	Kitchen gardening	1	Off Campus	00	00	00	20	00	20	20	00	20
17-08-13	Farmers	Scientific Animal Husbandry	Animal Science	Dairy management	1	On Campus	00	00	00	154	144	298	154	144	298
27-11-14	Farm Women	Animal Health Care and Vaccination	Animal Science	Disease management	1	On Campus	00	00	00	1	24	25	1	24	25
29-11-14	Farmers	Animal Housing Management	Animal Science	Dairy management	1	On Campus	00	00	00	25	00	25	25	00	25
15-12-14	Farmers	Care and Management of Milch Animals	Animal Science	Dairy management	1	On Campus	00	00	00	37	03	40	37	03	40
16-12-14	Farmers	Animal Health Care	Animal Science	Disease management	1	On Campus	00	00	00	40	00	40	40	00	40
18-12-14	Farmers	Care and Management of Milch Animals	Animal Science	Dairy management	1	On Campus	00	00	00	41	00	41	41	00	41
26-03-15	Farmers	Seminar on Animal Husbandry	Animal Science	Prod. Of quality animal	1	On Campus	00	00	00	635	408	1043	635	408	1043
01-07-14	Farmers	Care and Management of new Born Calves	Animal Science	Dairy management	1	Off Campus	00	00	00	25	00	25	25	00	25
03-07-14	Farmers	Vaccination and its Importance	Animal Science	Disease management	1	Off Campus	00	00	00	23	02	25	23	02	25
25-11-14	Farmers	Profitable Animal Husbandry	Animal Science	Prod. Of quality animal	1	Off Campus	00	00	00	27	03	30	27	03	30
26-11-14	Farmers	Animal Housing Management	Animal Science	Dairy management	1	Off Campus	00	00	00	31	00	31	31	00	31
17-12-14	Farmers	Care & Management of	Animal	Dairy	1	Off	00	00	00	41	00	41	41	00	41

		New Born Calves	Science	management		Campus									
19-02-15	Farmers	Importance on Animal Husbandry	Animal Science	Animal Husbandry	1	Off Campus	00	00	00	71	00	71	71	00	71
23-02-15	Farmers	Scientific Animal Husbandry	Animal Science	Dairy management	1	Off Campus	00	00	00	206	6	212	206	6	212
26-02-15	Farm Women	Importance on Animal Feeding Management	Animal Science	Animal Husbandry	1	Off Campus	00	00	00	00	29	29	00	29	29
04-02-14	Farm women	Minimization nutritional loss in cooking	Home-Science	Women and Child care	1	On Campus	00	00	00	71	00	71	71	00	71
07-02-14	Farm women	Minimization nutritional loss in cooking	Home-Science	Women and Child care	1	Off Campus	00	00	00	00	29	29	00	29	29
27-05-14	Farm women	Sewing and Tailoring	Home-Science	Women and Child care	1	Off Campus	00	00	00	00	46	46	00	46	46
06-08-14	Farm women	Handcraft making	Home-Science	Rural Crafts	1	Off Campus	00	00	00	00	81	81	00	81	81