

ICAR-ATARI, Pune
DETAILS OF ANNUAL PROGRESS REPORT OF KVKs DURING 2025
(January 2025 to December 2025)

1. GENERAL INFORMATION ABOUT THE KVK

1.1. Name and address of KVK with phone, fax and e-mail

Address with PIN code	Telephone		E mail	Website address & No. of visitors (hits)
	Office	FAX		
Krishi Vigyan Kendra Navsari Agricultural University Panas Road, Athwa Farm, Surat	0261 2655565	--	kvksurat@nau.in	www.nau.in

1.2. Name and address of host organization with phone, fax and e-mail

Address	Telephone		E mail	Website address
	Office	FAX		
Director of Extension Education Navsari Agricultural University Navsari	(02637) 282026	(02637) 282706	dee@nau.in	www.nau.in

1.3. Name of the Senior Scientist and Head with phone & mobile No.

Name	Telephone / Contact		
	Office	Mobile	Email
Dr. J. H. Rathod	0261 2655565	8128686720	jhrathod@nau.in

1.4. Date and Year of sanction:

1.5. Staff Position (as on December, 2025)

Sl. No.	Sanctioned post	Name of the incumbent	Mobile No.	Discipline	If Permanent, Please indicate		Date of joining	If Temporary, pl. indicate the consolidated amount paid (Rs./month)
					Current Pay Band	Current Grade Pay		
1.	Senior Scientist and Head	Dr. J. H. Rathod	8128686720	Entomology	131400-217100	--	16.11.16	Temporary (308555)
2.	Subject Matter Specialist	Dr. R. K. Patel	9979892927	Crop Protection	131400-217100	--	01.02.19	Temporary (251134)
3.	Subject Matter Specialist	--	--	Animal Husbandry	--	--	--	--
4.	Subject Matter Specialist	Mr. S. J. Trivedi	9429018082	Agronomy	131400-217100	--	01.06.18	Temporary (228158)
5.	Subject Matter Specialist	Smt. B. B. Panchal	9662431848	Horticulture	68900-205500	--	20.01.17	Temporary (120244)
6.	Subject Matter Specialist	Smt. G. J. Bhimani	8511178903	Home Science	131400-217100	--	05.02.16	Temporary (243826)
7.	Subject Matter Specialist	--	--	Extension	--	--	--	--

8.	Programme Assistant	Vacant	--	--	--	--	--	--
9.	Computer Programmer	Mr. C. G. Lad	9979393220	--	44900-142400	--	10.08.15	Temporary (87320)
10.	Farm Manager	Vacant	--	--	--	--	--	--
11.	Accountant/Superintendent	Mrs. J. D. Patel	9662500670	--	25500-81100	--	03.04.23	Temporary (50882)
12.	Stenographer	Vacant	--	--	--	--	--	--
13.	Driver 1	Vacant	--	--	--	--	--	--
14.	Driver 2	Vacant	--	--	--	--	--	--
15.	Supporting staff 1	Vacant	--	--	--	--	--	--
16.	Supporting staff 2	Vacant	--	--	--	--	--	--

1.6. Total land with KVK (in ha):

S. No.	Item	Area (ha)
1	Under Buildings	1.73
2.	Under Démonstration Unit	1.00
3.	Under Crops	10.80
4.	Horticulture	0.75
5.	Pond	--
6.	Others if any (Specify)	--

1.7. Infrastructural Development:

A) Buildings

S. No.	Name of building	Source of funding	Stage					
			Complete			Incomplete		
			Completion Year	Plinth area (Sq. m)	Expenditure (Rs.)	Starting year	Plinth area (Sq. m)	Status of construction
1.	Administrative Building	ICAR	2023	796.72	206.16	--	--	--
2.	Farmers Hostel	--	--	--	--	--	--	--
3.	Staff Quarters	--	--	--	--	--	--	--
4.	Fencing	--	--	--	--	--	--	--
5.	Rain Water harvesting system	--	--	--	--	--	--	--
6.	Threshing floor	--	--	--	--	--	--	--
7.	Farm godown	--	--	--	--	--	--	--
8.	Soil and water testing lab	--	--	--	--	--	--	--
9.	Mini soil testing Kit	--	--	--	--	--	--	--
10.	Sell Contour	--	--	--	--	--	--	--
11.	Demo unit	--	--	--	--	--	--	--
i								
ii								
12.	ICT lab	--	--	--	--	--	--	--
13.	Solar Panel	--	--	--	--	--	--	--
14.	counter seal	--	--	--	--	--	--	--
	Other pl mention	--	--	--	--	--	--	--

B) Vehicles

Type of vehicle	Year of purchase	Cost (Rs.)	Total kms. Running	Present status
Jeep (Tata)	2012	599999	290288	Not Working
Tractor	2012	549900	2180 (h) 820(New)	Working
Jeep (Mahindra)	2023	900000	41244(km)	Working

C) Equipment & AV aids

Name of the equipment / Implements	Year of purchase	Cost (Rs.)	Present status
Cultivator	2012-13	22500	Working
Plough	2012-13	22500	Working
Lenovo Computer with printer- 4	2015-16	162816	Working
Canon printer- 4	2015-16	34704	Working
Canon Copier machine	2015-16	47565	Working
Multi- media projector-2	2015-16	103691	Working
DSLR Camera	2015-16	39555	Working
Digital camera	2015-16	10305	Working
Multicrop Thresher	2016-17	180000	Working
Rotavetor	2016-17	67210	Working
Disc Harrow	2016-17	95000	Working
Multicrop seed cum fertilizer drill	2016-17	42000	Working
Bund former	2016-17	18000	Working
Cage wheel	2016-17	30450	Working
Ridger (with danti)	2016-17	13125	Working
Hydraulic luggage box	2016-17	16800	Working
V Ditcher	2016-17	12600	Working
Plank	2016-17	32550	Working
RO water purifier with cooler	2016-17	78000	Working
MridaParikshak Soil Testing minilab-kit	2016-17	86000	Working
A/C-2	2016-17	80000	Working
Tractor mounted sprayer	2018-19	13806	Working
Brush cutter	2018-19	24632	Working

1.8. Details of SAC meeting conducted in the year:

The Thirteenth Scientific Advisory Committee Meeting of Krishi Vigyan Kendra, NAU, Surat was held at KVK, Surat on 28th February, 2025 to review the progress made by KVK during last year (01-01-2024 to 31-12-2024) and to discuss the future action plan for the next year (January-2025 to December-2025). The meeting was chaired by Dr. Z. P. Patel, Hon'ble Vice Chancellor, Navsari Agricultural University, Navsari. Dr. H. R. Sharma, Director of Extension Education, NAU, Navsari, Dr. H. M. Viradia, I/c. Registrar and Professor & Head, Department of Agronomy, NMCA, Navsari, Dr. Vikas Naik, ADR, NAU, Navsari, heads of different line departments, progressive farmers, representative of NGOs, progressive women farmers of SHG *etc.*, graced the meeting. Dr. J. H. Rathod, Member Secretary & Senior Scientist & Head, Krishi Vigyan Kendra, Surat welcomed all the dignitaries, committee members, farmers and other invitees. He presented overall activities and achievements made by the KVK, Surat during the mentioned year. Activities done by KVK Surat were appreciated by the house and congratulated the Senior Scientist and Head and his team for addressing the key issues as per the need of the farmers of Surat district. The action plan for the next year 2025 was also presented before the house and it was approved by the house.

Dr. H. R. Sharma, Director of Extension Education, NAU, Navsari congratulated team of KVK for good work done during the last year and gave suggestions to give more emphasis on impact study, case study and success stories of different activities done by KVK. He also appreciated the collaboration of Krishi Vigyan Kendra, Surat with other line departments.

Dr. Z. P. Patel, Hon'ble Vice Chancellor appreciated the activities of Krishi Vigyan Kendra, Surat. He urged KVK Scientists to disseminate various technologies of Agricultural University with one technology one village and cluster based approach. He advised all scientists to identify farmers' problems and work accordingly.

13.1 Approval of the minutes of thirteenth Scientific Advisory Committee.

The action taken report of the minutes of twelfth SAC meeting (Held on Dt.02-03-2024) was presented in the house and it was approved by the Scientific Advisory Committee.

13.2. Progress made by KVK during 01-01-2024 to 31-12-2024.

Senior Scientist and Head, KVK, Surat presented the report on progress made by KVK for the period of 01-01-2024 to 31-12-2024. The committee was satisfied with the activities and achievements made by the KVK.

13.3 Action plan for the period of January- 2025 to December-2025.

Discussion was made on the action plan for the period of January 2025 to December 2025 which was approved by the house. However, few suggestions were made by the house to strengthen the action plan.

13.3.1	Give demonstration of robotic brinjal graft prepared by NAU, Navsari.
13.3.2	Wide publicity of robotic brinjal graft in farming community.
13.3.3	Conduct the demonstration of fodder sorghum in collaboration with MSRS, Surat
13.3.4	Conduct the training/awareness programmes on scientific cultivation of sugarcane and integrated pest-diseases management in sugarcane.
13.3.5	Conduct collaborative programme with WALMI, Surat.
13.3.6	Conduct the activities on animal husbandry.
13.3.7	Widely disseminate the university product/technologies in the farming community.

The meeting was ended with vote of thanks by Dr. R. K. Patel, Scientist (Plant Protection), KVK, Surat.

**Member Secretary &
Senior Scientist and Head
Krishi Vigyan Kendra, Surat**

**Director of Extension Education
Navsari Agricultural University
Navsari**

**Chairman SAC and Vice Chancellor
Navsari Agricultural University, Navsari**

Following members and invitees were remained present in 13th Scientific Advisory Committee meeting.

1	Dr. Z. P. Patel	Hon'ble Vice Chancellor, NAU, Navsari	Chairman
2	Dr. H. R. Sharma	Director of Extension Education, NAU, Navsari	Member
3	Dr. H. M. Viradia	Professor & Head, Dept. of Agronomy, NMCA, Navsari	Member
4	Dr. N. B. Patel	Research Scientist, NAU, Navsari	Member
5	Mr. R. T. Bhavsar	Representative, Dy. Director of Agriculture, Surat & PD, ATMA, Surat	Member
6	Mr. Rupesh Panchikar	AGM(DDM), NABARD, Surat	Member
7	Mr. P. G. Malavia	Representative, Dy. Director of Horticulture, Surat	Member
8	Mr. D. R. Patel	Representative, District Agriculture of Officer, Surat	Member
9	Smt. D. C. Naik	Executive Engineer, WALMI, Surat	Member
10	Dr. S. T. Tejani	Representative, Dy. Director of Animal Husbandry , District Panchayat, Surat	Member
11	Mr. P. H. Kotadiya	Representative, Deputy Director of Fisheries, Surat	Member
12	Mr. K. R. Patel	Progressive Farmer, Saras, Olpad	Member
13	Mrs. Rekhaben M. Chaudhari	Progressive Woman Farmer, Zarni, Mangrol	Member
14	Mrs. Sharmilaben H. Chaudhari	Agri-entrepreneur, Gamtalav khurd, Mandvi	Member
15	Mrs. Laxmiben P. Chaudhari	President, SHG, Kantali(Bardoli)	Member
16	Dr. Vikas Naik	Associate Director of Research, NAU, Navsari	Special Invitee
17	Dr. M. C. Patel	Research Scientist(Cotton), MCRS, NAU, Surat	Special Invitee
18	Dr. B. K. Davda	Research Scientist(Sorghum), MSRS, NAU, Surat	Special Invitee
19	Dr. Sanjay Jha	I/c Principal, ASPEE Biotechnology College, NAU, Surat	Special Invitee
20	Prof. M. D. Lad	AEE, DEE office, NAU, Navsari	Special Invitee
21	Mr. Surendrasinh Solanki	Representative, RFS, Dhamrod, Surat	Special Invitee
22	Mr. B. O. Godhani	Progressive Farmer, Bagumara, Surat	Special Invitee
23	Mr. Anwar Malik	LDM, Surat	Special Invitee
24	Bhagyashri	Representative, DRDA, Surat	Special Invitee
25	Dr. J. H. Rathod	Senior Scientist and Head, KVK, Surat	Member Secretary
26	All 4 Scientists, KVK, Surat		

2. DETAILS OF DISTRICT / JURISDICTION AREA OF KVK

2.1. Major farming systems/enterprises (based on the analysis made by the KVK)

S. No	Farming system/enterprise
1	Crop production
2	Crop production and Horticulture
3	Crop production and Livestock
4	Crop production, Horticulture and Livestock

2.2. Description of Agro-climatic Zone & major agro ecological situations (based on soil and topography)

a) Soil type

Taluka (AES)	Soil texture	Rainfall (mm)	Crops	Features
(AES-1) Mandvi (30%), Mangrol (40%), Umarpada	Hilly and highly undulating fine texture, highly erosive	< 1100	Paddy, Maize, Cotton, Sorghum, Pulses	Highly erosive Shallow to medium in depth Poor permeability Low to medium N & P content
(AES-2) Bardoli, Choryasi (75%), Kamrej, Palasana, Surat and Mahuva	Leveled, deep, fine textured	> 1450	Sugarcane, Paddy, Sorghum, Pulses, Orchards	Poor drainage Water logging Very poor permeability Poor soil physical condition Low to medium in N & P content
(AES-3) Mandvi (70%), Mangrol (60%), Olpad (70%)	Deep to medium black	1000 – 1250	Sorghum, Pulses, Paddy, Cotton, Oil Seeds	Moderate to severe erosive Poor soil fertility Poor irrigation facility
(AES-4) Choryasi (25%), Olpad (30%)	Coastal plain, deep, fine texture, salt affected	900-1000	Paddy - Cotton, Sorghum, Pulses, Wheat	High salt accumulation Poor soil physical condition High water table Water logging condition

a) Topography

S. No.	Agro ecological situation	Characteristics
1	(AES-1)	Hilly and highly undulating fine texture, highly erosive
2	(AES-2)	Leveled, deep, fine textured
3	(AES-3)	Deep to medium black
4	(AES-4)	Coastal plain, deep, fine texture, salt affected

2.3 Soil Types

S. No	Soil type	Characteristics	Area in ha
1	Inceptisols	Inceptisols are found on the hilly areas as well as along the hill slopes. These soils are shallow to moderately deep and highly eroded. Their texture varies from loamy to clay. Their water holding capacity is moderate. They are moderate to high in nitrogen, low in phosphoric acid and high in potash content.	
2	Vertisols	Vertisols are found in the midlands and flood plains. These soils are very deep and silty to clay in texture. Their water holding capacity varies with clay content. These soils crack on drying and have poor drainage characteristics. These are moderate in nitrogen, low to medium in phosphoric acid and high in potash content	
3	Coastal saline soils	The soils are sandy clay loam to clay in texture. The soil reaction varies with situation ranging from neutral to highly alkaline. These soils are normally medium in fertility.	

2.4. Area, Production and Productivity of major crops cultivated in the area of jurisdiction of KVK (2025)

2.4.1 Field Crops cultivated in the district

S. No	Crop	Area (ha)	Production (MT.)	Productivity (Qt./ha)
A. Food grains				
1	Paddy	43232	111366	2576
2	Wheat	4290	107708	2496
3	Jowar	9058	10788	1191
4	Bajra	1	2	1690
5	Maize	2321	5153	2220
6	Ragi	1	1	900
7	Other Kharif Cereals	18	11	599
	Total Cereal	58921	138028	2343
8	Tur(Red Gram)	8999	11627	1292
9	Udad	831	765	921
10	Mung	476	234	491
11	Math	13	7	500
12	Gram	1244	1928	1550
13	Other Pulses	379	264	697
14	Indian Bean	0	0	0
15	Cow Pea	0	0	0
	Total Pulses	11942	14825	1241
	Total Food Grain	70863	152853	2157
B. Oil seeds				
16	Groundnut	376	717	1907
17	Castor Seed	56	110	1958
18	Sesame	26	9	334
19	Rape Seed & Mustard Seed	10	19	1900
20	Soybean	9183	11791	1284
21	Other Rabi Oil Seeds	84	100	1186
	Total Oilseeds	9735	12745	1309
C. Cash crops, Vegetables, Spices and Other				
22	Cotton	5620	21654	655
23	Potato	0	0	0
24	Sugarcane	83955	6656036	79281
25	Tobacco	0	0	0
26	Guar Seeds	28	19	695
27	Chilli (Dry)	0	0	0
28	Fennel	0	0	0
29	Garlic	72	530	7358
30	Onion	496	14136	28501
31	Isabgul	0	0	0
32	Coriander Seed	54	53	985
33	Cumin	0	0	0
34	Banana	1996	158431	79374

Source: District Agriculture Department, Surat

2.4.2 Fruit crops cultivated in the district

Crop	Area (Ha.)	Production (MT)	Productivity (MT)
Mango	10239	62970	6.15
Sapota	980	10084	10.29
Ber	10.00	76.00	7.60

Banana	2334	159366	68.28
Guava	117.00	1731.93	14.80
Pomegranate	4.00	21.00	5.25
Papaya	192.00	11445.02	59.61
Custard Apple	9.00	68.00	7.56
Cashew Nut	20.00	16.00	0.80
Coconut	135.00	1072.04	7.94
Other Fruits	165.00	1278.98	7.75
Total	14205	248129	196.03

Source: DDH, Surat

2.4.3 Vegetable Crops in the district

Crop	Area (Ha.)	Production (MT)	Productivity(MT)
Brinjal	5489	110877.72	20.20
Okra	16445	235164.01	14.30
Cabbage	787	15873.88	20.17
Tomato	1061	21665.94	20.42
Cluster bean	2343	19329.93	8.25
Cow Pea	1705	21277.6	12.48
Cucurbitaceae Vegetables	9492	141792	14.94
Other Vegetables	6092.00	101567.44	16.67
Total (Major Crops)	43414	667548.5	127.43

Source: DDH, Surat

Area and Production of other Vegetable Crops in the district

Crop	Area (Ha.)	Production (MT)	Productivity (MT)
Greater Yam	253	5892.02	23.29
Sugar beet	172	4233.00	24.61
Carrot	163	2629.04	16.13
Sweet Potato	254	4790.076	18.86
Spinach	400	6548.09	16.37
Radish	482	8527.02	17.69
Amaranthus	534	5575.05	10.44
Moringa	147	1799.08	12.24
Capsicum	787	12317.00	15.65
Fenugreek	493	5798.00	11.76
pea	80	984.02	12.30
Elephant Foot Yam	755	13016.06	17.24
Green Chilli	1572	29458.99	18.74
Total	6092	101567.4	215.32

Source: DDH, Surat

2.4.4 Flower Crops in the district

Crop	Area (Ha.)	Production (MT)	Productivity (MT)
Rose	48.00	450	9.38
Marigold	211	2121	10.05
Jasmine (Mogra)	8	61	7.63
Lily	40	405	10.13
Others	61.00	544.07	8.92
Total	368	3581.07	46.11

Source: DDH, Surat

2.4.5 Spices Crops in the district

Crop	Area (Ha.)	Production (MT)	Productivity (MT)
Ginger	89	1594.04	17.91
Dry Chilli	116	179.04	1.54
Turmeric	340	7389.96	21.74
Fenugreek	114	221	1.94
Ajwain	8	8	1.00
Total	667	9392.18	44.13

Source: DDH, Surat

2.5. Weather data (2025)

Month	Average RF (mm)	Normal RF(mm)	Normal Rainy days (number)	Temperature (° C)		Relative Humidity (%)	
				Maximum	Minimum	Maximum	Minimum
January-2025		0	0	11.7	33.7	41	71
February-2025		0	0	16.7	36.4	20	82
March-2025		4	1	19.8	38.4	31	83
April-2025		12.5	2	22.1	39.4	30	85
May-2025		0	0	24.8	42.1	48	89
June-2025		212	9	25.3	38.9	63	90
July-2025		491	25	25.1	33.7	87	100
August-2025		50.5	6	25.2	33.9	86	100
September-2025		282.5	13	24.4	38.2	79	97
October-2025		0	0	22	38.4	36	59
November-2025		88	1	17.9	36.5	27	43
December-2025		0	0	16.6	33.1	38	84
Total		1140.5	57	11.7	42.1	49	82

Source: KVK, Surat

2.6. Production and productivity of livestock, Poultry, Fisheries etc. in the district

Category	Population (No)	Production	Productivity
Cattle			
<i>Crossbred</i>	289402	134000	7.9 liters
<i>Indigenous</i>	289402	44000	3.8 liters
Buffalo	300282	192000	4.6 liters
Sheep	1936	-	-
Goats	150464	5000	-
Pigs			
<i>Crossbred</i>	94000	-	-
<i>Indigenous</i>	68000	-	-
Rabbits	-	-	-
Poultry			
Hens (<i>Crossbred</i>)	204000	55100	-
<i>Desi</i>	10000	-	-
Fish (Reservoir)	5	10414	-

Source: DAH, Surat

2.7. Details of Operational area / Villages

Name of the block	Name of the village	Major crops & enterprises	Major problems identified	Identified Thrust Areas
Mahuva	1. Machhisadad a 2. Vasrai 3. Vaheval 4. Vadia	Paddy, Sugarcane, Pointed gourd, Okra, Brinjal, Vegetables, Mango Crop production- Horticulture- Livestock	<p>1. The productivity of crop is very low due to lack of technical knowhow regarding its scientific cultivation</p> <p>2. Okra, brinjal and creepers are important crops but the productivity is very low, problem of insect pests and disease</p> <p>No technical knowhow regarding greenhouse net house technology and crops</p> <p>Lack of technical knowhow about mango orchards plantation and management.</p> <p>3. High use of water in canal command area and water scarcity in hilly area</p> <p>4. Lack of knowledge about Insect pests and diseases and their management and nutrient management in crops like paddy sugar cane, okra, creepers etc,</p> <p>Injudicious use of fertilizers and pesticides</p> <p>High incidence of wilt and parval vine borer in pointed gourd.</p> <p>5. Low milk productivity High calf mortality Problem of anestrus Lack of awareness about Feeds and fodder management.</p> <p>6. Lack of knowledge of small-scale agricultural base enterprises, value addition etc.</p> <p>7. Drudgery reduction through improved hand tools.</p>	<p>1. Increase productivity of major crops e.g. Paddy, sugarcane</p> <p>2. Dissemination of production technology of fruits and vegetables and their post-harvest management as well promotion of precision farming.</p> <p>3. Management of natural resource, including salinity management</p> <p>4. Popularize eco-friendly crop production with special reference to IPDM & INM.</p> <p>5. Increasing milk production by dissemination of latest technologies.</p> <p>6. Imparting skill-oriented training to the tribal women for sustaining their livelihood.</p> <p>7. Promotion of small-scale farm mechanization in tribal area.</p>
Mandvi	1. Jamkui 2. Gangapur 3. Gamtalav Khurd 4. Pipalvada	Paddy, Sugarcane, Brinjal, Okra, Cluster bean , Vegetables, Pulses, Soybean, Groundnut Crop production- Horticulture- Livestock	<p>1. The productivity of crop is very low due to lack of technical knowhow regarding its scientific cultivation.</p> <p>2. Brinjal and okra are important crops but the productivity is very low, problem of insect pests and disease.</p> <p>No technical knowhow regarding greenhouse net house technology and crops.</p> <p>Lack of technical knows how about mango orchards plantation and management.</p>	<p>1. Increase productivity of major crops e.g. Paddy, sugarcane, Soybean.</p> <p>2. Dissemination of production technology of fruits and vegetables and their post-harvest management as well promotion of precision farming.</p>

			<p>3. High use of water in canal command area and water scarcity in hilly area.</p> <p>4. Lack of knowledge about Insect pests and diseases and their management and nutrient management in crops like paddy sugar cane, okra, creepers etc, Injudicious use of fertilizers and pesticides</p> <p>High incidence of wilt and fruit and shoot borer in brinjal</p> <p>5. Low milk productivity, High calf mortality, Problem of anestrus, Lack of awareness about Feeds and fodder management</p> <p>6. Lack of knowledge of small-scale agricultural base enterprises, value addition etc.</p> <p>7. Drudgery reduction through improved hand tools.</p>	<p>3.Management of natural resource, including salinity management</p> <p>4.Popularize eco-friendly crop production with special reference to IPDM & INM.</p> <p>5. Increasing milk production by dissemination of latest technologies.</p> <p>6. Imparting skill-oriented training to the tribal women for sustaining their livelihood.</p> <p>7. Promotion of small-scale farm mechanization in tribal area.</p>
Umarpada	<ol style="list-style-type: none"> 1. Bilvan 2. Umakhadi 3. Gondalia 4. Chitalda 	<p>Paddy, Brinjal, Okra, Cotton, Pulses, Soybean, Groundnut</p> <p>Crop production - Livestock</p>	<p>1. The productivity of crop is very low due to lack of technical knowhow regarding its scientific cultivation</p> <p>2. Indian bean is an important crop but the productivity is very low, problem of insect pests and disease</p> <p>Lack of technical knowhow about orchards plantation and management.</p> <p>3. Water scarcity in rabi / summer due hilly area</p> <p>4. Lack of knowledge about Insect pests and diseases and their management and nutrient management in crops like paddy vegetables etc, No use of bio fertilizers</p> <p>5. Low milk productivity, High calf mortality, Problem of anestrus</p> <p>Lack of awareness about Feeds and fodder management. Large no of non-descript animals.</p> <p>6. Lack of knowledge of small-scale agricultural base enterprises, value addition etc.</p> <p>7. Drudgery reduction through improved hand tools.</p>	<p>1. Increase productivity of major crops e.g. Paddy, cotton, sorghum, pigeon pea</p> <p>2. Dissemination of production technology of fruits and vegetables and their post-harvest management as well promotion of precision farming.</p> <p>3.Management of natural resource, including salinity management</p> <p>4. Popularize eco-friendly crop production with special reference to IPDM & INM.</p> <p>5. Increasing milk production by dissemination of latest</p>

				technologies. 6. Imparting skill-oriented training to the tribal women for sustaining their livelihood. 7. Promotion of small-scale farm mechanization in tribal area.
Mangrol	1. Vankal 2. Zarni 3. Boria 4. Ognisha	Paddy, Sorghum, Cotton, Pulses, Groundnut Crop production- Livestock	1. The productivity of crop is very low due to lack of technical knowhow regarding its scientific cultivation. 2. Okra, brinjal and creepers are crops but the productivity is very low, problem of insect pests and disease No technical knowhow regarding net house technology and crops Lack of technical knowhow about plantation and management. 3. Water scarcity in hilly area and rain fed farming 4. Lack of knowledge about Insect pests and diseases and their management and nutrient management in crops like paddy sugar cane, okra, creepers etc, Injudicious use of fertilizers and pesticides High incidence of wilt and parval vine borer in pointed gourd. 5. Low milk productivity, High calf mortality Problem of anestrus Lack of awareness about Feeds and fodder management 6. Lack of knowledge of small-scale agricultural base enterprises, value addition etc. 7. Drudgery reduction through improved hand tools.	1. Increase productivity of major crops e.g. Paddy, cotton, sorghum. 2. Dissemination of production technology of fruits and vegetables and their post-harvest management as well promotion of precision farming. 3. Management of natural resource, including salinity management. 4. Popularize eco-friendly crop production with special reference to IPDM & INM. 5. Increasing milk production by dissemination of latest technologies. 6. Imparting skill-oriented training to the tribal women for sustaining their livelihood. 7. Promotion of small-scale farm mechanization in tribal area.
Olpad	1. Saras 2. Kuvad 3. Aadmor 4. Pinjrat	Paddy, Sugarcane, Pointed gourd, Okra,	1. The productivity of crop is very low due to lack of technical knowhow regarding its scientific cultivation	1. Increase productivity of major crops e.g. Paddy, sugarcane.

		<p>vegetables</p> <p>Crop production- Livestock</p>	<p>2. Okra and creepers are important crops but the productivity is very low, problem of insect pests and disease No technical knowhow regarding greenhouse net house technology and crops Lack of technical knowhow about fruit crops cultivation.</p> <p>3. High use of water in canal command area and salinity problem in coastal area</p> <p>4. Lack of knowledge about Insect pests and diseases and their management and nutrient management in crops like paddy sugar cane, okra, creepers etc, Injudicious use of fertilizers and pesticides High incidence of wilt and parval vine borer in pointed gourd.</p> <p>5. Low milk productivity High calf mortality Problem of anestrus Lack of awareness about Feeds and fodder management</p> <p>6. Lack of knowledge of small scale agricultural base enterprises, value addition etc.</p>	<p>2. Dissemination of production technology of fruits and vegetables and their post-harvest management as well promotion of precision farming.</p> <p>3. Management of natural resource, including salinity management.</p> <p>4. Popularize eco-friendly crop production with special reference to IPDM & INM.</p> <p>5. Increasing milk production by dissemination of latest technologies.</p> <p>6. Imparting skill oriented training to the tribal women for sustaining their livelihood.</p>
Kamrej	<p>1. Kodi-bharthana 2. Dungra 3. Ghala</p>	<p>Sugarcane, Banana, Paddy, Vegetables</p> <p>Crop production- Horticulture- Livestock</p>	<p>1. The productivity of crop is very low due to lack of technical knowhow regarding its scientific cultivation</p> <p>2. Banana is an important crop but the problem of insect pests and disease No technical knowhow regarding greenhouse net house technology and crops</p> <p>3. High use of water in canal command area problem of water logging</p> <p>4. Lack of knowledge about Insect pests and diseases and their management and nutrient management in banana</p>	<p>1. Increase productivity of major crops e.g. sugarcane</p> <p>2. Dissemination of production technology of fruits and vegetables and their post-harvest management as well promotion of precision farming.</p> <p>3. Management of natural resource, including salinity management</p> <p>4. Popularize eco-friendly crop production with special reference to IPDM & INM.</p>

Bardoli	<ol style="list-style-type: none"> 1. Vaskui 2. Bhesudla 3. Moti Bhatlav 4. Boria 	<p>Paddy, Sugarcane, Banana, Brinjal, Okra, Vegetables</p> <p>Crop production- Horticulture- Livestock</p>	<ol style="list-style-type: none"> 1. The productivity of crop is very low due to lack of technical knowhow regarding its scientific cultivation. 2. Okra and creepers are important crops but the productivity is very low, problem of insect pests and disease <p>No technical knowhow regarding greenhouse net house technology and crops</p> <p>Lack of technical knowhow about fruit crops cultivation.</p> <ol style="list-style-type: none"> 3. High use of water in canal command area and salinity problem in coastal area 4. Lack of knowledge about Insect pests and diseases and their management and nutrient management in crops like paddy sugar cane, okra, creepers etc, Injudicious use of fertilizers and pesticides High incidence of wilt and parval vine borer in pointed gourd. 5. Low milk productivity High calf mortality Problem of anestrus Lack of awareness about Feeds and fodder management 6. Lack of knowledge of small-scale agricultural base enterprises, value addition etc. 	<ol style="list-style-type: none"> 1. Increase productivity of major crops e.g. Paddy, sugarcane. 2. Dissemination of production technology of fruits and vegetables and their post-harvest management as well promotion of precision farming. 3. Management of natural resource, including salinity management. 4. Popularize eco-friendly crop production with special reference to IPDM & INM. 5. Increasing milk production by dissemination of latest technologies. 6. Imparting skill-oriented training to the tribal women for sustaining their livelihood.
Choryasi	<ol style="list-style-type: none"> 1. Damka 2. Vasva 3. Bhatlai Bhatpor 4. Budia 	<p>Paddy, Pointed gourd, Sorghum, Vegetables</p> <p>Crop production- Livestock</p>	<ol style="list-style-type: none"> 1. The productivity of crop is very low due to lack of technical knowhow regarding its scientific cultivation 2. No technical knowhow regarding greenhouse net house technology and crops 3. High use of water in canal command area problem of water logging 4. Lack of knowledge about Insect pests and diseases and their management and nutrient management in banana 5. Lack of knowledge of small-scale agricultural base enterprises, value addition etc. 	<ol style="list-style-type: none"> 1. Increase productivity of major crops e.g. sugarcane 2. Dissemination of production technology of fruits and vegetables and their post-harvest management as well promotion of precision farming. 3. Management of natural resource, including salinity management 4. Popularize eco-friendly crop production with special reference to IPDM & INM.

				5. Imparting skill oriented training to the tribal women for sustaining their livelihood.
Palsana	1. Kanav 2. Amalsadi	Paddy, Pointed gourd, Banana, Vegetables, Papaya Crop production- Livestock	1. The productivity of crop is very low due to lack of technical knowhow regarding its scientific cultivation 2. No technical knowhow regarding greenhouse net house technology and crops 3. High use of water in canal command area problem of water logging 4. Lack of knowledge about Insect pests and diseases and their management and nutrient management in banana 5. Lack of knowledge of small-scale agricultural base enterprises, value addition etc.	1. Increase productivity of major crops e.g. sugarcane 2. Dissemination of production technology of fruits and vegetables and their post-harvest management as well promotion of precision farming. 3. Management of natural resource, including salinity management 4. Popularize eco-friendly crop production with special reference to IPDM & INM. 5. Imparting skill oriented training to the tribal women for sustaining their livelihood.

2.8. Priority thrust areas:

1. Increase productivity of major crops e.g. Paddy, Cotton, Sorghum, sugarcane, pulses
2. Dissemination of production technology of fruits and vegetables and their post-harvest management as well promotion of precision farming.
3. Management of natural resource, including salinity management
4. Popularizing of location specific farming system
5. Popularize eco-friendly crop production with special reference to IPDM & INM.
6. Increasing milk production by dissemination of latest technologies.
7. Imparting skill oriented training to the tribal women for sustaining their livelihood.
8. Promotion of small scale farm mechanization in tribal area
9. Value addition in Fruits, Vegetables & pulses

3. TECHNICAL ACHIEVEMENTS

3.1. A. Details of target and achievements of mandatory activities

OFT				FLD			
1				2			
Number of OFTs		Number of farmers		Number of FLDs		Number of farmers	
Targets	Achievement	Targets	Achievement	Targets	Achievement	Targets	Achievement
6	6	40	35	122	170	700	916

Training				Extension Programmes			
3				4			
Number of Courses		Number of Participants		Number of Programmes		Number of participants	
Targets	Achievements	Targets	Achievements	Targets	Achievements	Targets	Achievements
94	115	2610	7915	26(1031)	30(8264)	15345	1133102

Seed Production (Qtl.)		Planting materials (Nos.)	
5		6	
Target	Achievement	Target	Achievement
Paddy-600	218.25	2000 Vegetables seedlings	0

Livestock, poultry strains and fingerlings (No.)		Bio-products (Kg)	
7		8	
Target	Achievement	Target	Achievement
0	0	0	0

3.1. B. Operational areas details during 2025

S. N.	Major crops & enterprises being practiced in cluster of villages	Prioritized problems in these crops/ enterprise	Extent of area (ha/No.) affected by the problem in the district	Name of Cluster Villages identified for interventions	Interventions (OFT, FLD, Training, extension activity etc.)*
1	Paddy, Sugarcane, Pointed gourd, Okra, Brinjal, Vegetables, Mango Crop production- Horticulture- Livestock	Use of local variety High seed rate, Imbalance use of fertilizers, No use of bio fertilizer	--	Umra Vasrai Machhisadada Vadia	OFT, FLD, Training, extension activity
2	Paddy, Sugarcane, Brinjal, Okra, Cluster bean, Vegetables, Pulses, Soybean, Groundnut Crop production- Horticulture- Livestock	Use of local variety in brinjal Imbalance use of fertilizers in crops No use of bio-fertilizers No knowledge about post-harvest management and processing	--	Amba Parvat Uteva Titoi Gamtalav Khurd	OFT, FLD, Training, extension activity

		Low technical know house regarding green house/ net house and production technology			
3	Paddy, Brinjal, Okra, Cotton, Pulses, Soybean, Groundnut Crop production – Livestock	Lack of knowledge about disease and insect pest management. Injudicious use of pesticides Lack of knowledge about Bio-fungicides	--	Kadvali Kadavidadra Bilvan Khotarampura Umarkhadi	OFT, FLD, Training, extension activity
4	Paddy, Sorghum, Cotton, Pulses, Groundnut Crop production- Livestock	Poor dairy management Large number of non-descript animals with low milk production Poor availability of fodder in hilly area. Poor cultivation of fodder crops High calf mortality due to poor management	--	Balethi Mandan Ghodbar Boriya Ognisha	OFT, FLD, Training, extension activity
5	Paddy, Sugarcane, Pointed gourd, Okra, vegetables Crop production- Livestock	In hilly area problem of water conservation In middle canal command area due to excess irrigation problems of water logging and salinity In coastal area salinity problem	--	Admor Kuvad Saras Pinrat	OFT, FLD, Training, extension activity
6	Sugarcane, Banana, Paddy, Vegetables Crop production- Horticulture- Livestock	Imbalance use of fertilizers lack of awareness about use of bio-fertilizers	--	Karjan Choryasi Ghala Bhairav	OFT, FLD, Training, extension activity
7	Paddy, Sugarcane, Banana, Brinjal, Okra, Vegetables Crop production- Horticulture- Livestock	Lack of knowledge about value addition of locally available materials Lack of knowledge, skills regarding various small scale agricultural based enterprises	--	Balda Rajvad Afva Madhi	OFT, FLD, Training, extension activity
8	Paddy, Pointed gourd, Sorghum, Vegetables Crop production- Livestock	Imbalance use of fertilizers lack of awareness about use of bio-fertilizers	--	Damka Bhatlai Budia Vasava	OFT, FLD, Training, extension activity

9	Paddy, Pointed gourd, Banana, Vegetables, Papaya Crop production- Livestock	The productivity of crop is very low due to lack of technical knowhow regarding its scientific cultivation	--	Kanav Amalsadi	OFT, FLD, Training, extension activity
---	---	--	----	----------------	--

* Support with problem-cause and interventions diagram

3.2. Technology Assessment (Kharif 2025, Rabi 2024-25, Summer 2025)

A1. Abstract on the number of technologies assessed in respect of crops

Thematic areas	Cereals	Oilseeds	Pulses	Commercial Crops	Vegetables	Fruits	Flowers	Plantation crops	Tuber Crops	Other	Total
Integrated Nutrient Management	1	-	-	-	-	-	-	-	-	-	1
Varietal Evaluation	-	1	-	-	1	-	-	-	1	-	3
Integrated Pest Management	2	-	-	-	-	-	-	-	-	-	2
Integrated Crop Management	-	-	-	-	-	-	-	-	-	-	0
Integrated Disease Management	-	-	-	-	-	-	-	-	-	-	0
Small Scale Income Generation Enterprises	-	-	-	-	-	-	-	-	-	-	0
Weed Management	-	-	-	-	-	-	-	-	-	-	0
Resource Conservation Technology	-	-	-	-	-	-	-	-	-	-	0
Farm Machineries	-	-	-	-	-	-	-	-	-	-	0
Integrated Farming System	-	-	-	-	-	-	-	-	-	-	0
Seed / Plant production	-	-	-	-	-	-	-	-	-	-	0
Value addition	-	-	-	-	-	-	-	-	-	-	0
Drudgery Reduction	-	-	-	-	-	-	-	-	-	-	0
Storage Technique	-	-	-	-	-	-	-	-	-	-	0
Mushroom cultivation	-	-	-	-	-	-	-	-	-	-	0
Other (specify)	-	-	-	-	-	-	-	-	-	-	0
Total	3	1	0	0	1	0	0	0	1	0	6

A2. Abstract on the number of technologies assessed in respect of livestock enterprises

Thematic areas	Cattle	Poultry	Piggery	Rabbitry	Fisheries	TOTAL
Evaluation of Breeds	-	-	-	-	-	-
Nutrition Management	-	-	-	-	-	-
Disease of Management	-	-	-	-	-	-
Value Addition	-	-	-	-	-	-
Production and Management	-	-	-	-	-	-
Feed and Fodder	-	-	-	-	-	-
Small Scale income generating enterprises	-	-	-	-	-	-
TOTAL	-	-	-	-	-	-

B. Achievements on technologies Assessed

B.1. Technologies Assessed under various Crops

Thematic areas	Crop	Name of the technology assessed	No. of trials	Number of farmers	Area in ha (Per trial covering all the Technological Options)
Integrated Nutrient Management Varietal Evaluation	Paddy	Novel Organic Liquid Nutrients	5	5	0.1
	Sesame	GT-3 & GT-5	10	10	4
	Indian bean	Assessment of Indian Bean varieties	3	5	0.2 ha
	Greater yam	Varietal assessment of greater yam	2	5	0.2 ha
Integrated Pest Management	Paddy	Management of yellow stem borer in paddy	5	5	0.30
	Maize	Management of fall armyworm <i>Spodoptera frugiperda</i> (J. E. Smith) infesting maize	5	5	0.30
Total			30	35	4.7

B. 2. Technologies assessed under Livestock & fishery assessment

Thematic areas	Name of the livestock enterprise	Name of the technology assessed	No. of trials	No. of farmers
Evaluation of breeds	-	-	-	-
Health Management	-	-	-	-
Dairy Management	-	-	-	-
Nutrition management	-	-	-	-
Disease management	-	-	-	-
Feed and fodder management	-	-	-	-
Processing & Value addition	-	-	-	-
Production and management	-	-	-	-
Composting fish culture	-	-	-	-
Small scale income generating enterprises	-	-	-	-
Fish production	-	-	-	-
Other	-	-	-	-
Total				

B.3 Technologies assessed under other enterprises

Name of Enterprises	Name of the technology assessed	No. of trials	No. of farmers
Mushroom	-	-	-
Apiary	-	-	-
Vermicompost	-	-	-
Tailoring	-	-	-
Nutrition Garden	-	-	-
Nursery Management	-	-	-
Production and Management	-	-	-
Eentreprenurship development	-	-	-
Engegy consrvation	-	-	-
storage techniques	-	-	-
House hold food security	-	-	-
organic farming	-	-	-
mechanization	-	-	-
Bee keeping	-	-	-
Seed production	-	-	-
post-harvest management	-	-	-
other	-	-	-

B 4. Technologies assessed under Women empowerment assessment

Name of Enterprises	Name of the technology assessed	No. of trials	No. of farmers
Drudgery Reduction	-	-	-
Entrepreneurship development	-	-	-
Health and Nutrition	-	-	-
value addition	-	-	-
Kitchen gardening	-	-	-
nutrition security	-	-	-
other	-	-	-

C. 1. Results of Technologies Assessed
Results of On Farm Trial

OFT 1. Assessment of sesame variety for summer cultivation (Summer-2025)

1	Title	Assessment of sesame variety for summer cultivation
2	Background information	Farmers of Surat districts growing sesame in summer season are getting low yield due to use of local varieties. Therefore this OFT is planned with a view to make farmer aware about resistant variety having bold sized seed and high yield
3	Prioritized problem	Low yield due to local varieties.
4	Technology Intervention	New Variety of Sesame
5	Treatments	T ₁ : Local Variety (Farmers practices) T ₂ : GT-3 T ₃ : GT-5
6	Source of Technology	JAU, Junagadh
7	Season	Summer: 2025
8	No. of farmers	10
9	Plot Area	1 acre/variety/farmer
10	Critical Inputs Require	Seeds
11	Cost of Critical Inputs	4600 Rs
12	Observations	Yield & B:C ratio

Results:

Technology Assessed	Source of Technology	Production (Yield: kg/ha)	Cost of Cultivation (Rs./ha)	Gross Income (Rs.)	Net Return (Profit) in Rs. / ha	BC Ratio
1	2	3	4	5	6	7
T ₁ : Farmers practice (Variety: Local)	Farmers practice	610	38300	59780	21480	1.56
T ₂ : GT-3	JAU, Junagadh	695	38650	68110	29460	1.76
T ₃ : GT-5	JAU, Junagadh	735	38650	72030	33380	1.86

**OFT 2. Assessment of foliar spray of Novel Organic Liquid Nutrients on yield of Paddy
(Kharif-2025)**

1	Title	Assessment of foliar spray of Novel Organic Liquid Nutrients on yield of Paddy
2	Background information	Farmers are not aware about use of Novel Organic Liquid Fertilizers in Paddy crop for better yield
3	Prioritized problem	Low yield
4	Technology Intervention	Use of Novel Organic Nutrient-1% at 15, 45 & 60 DAT
5	Treatments	T ₁ : No Use of Novel (Water Spray) (2019) (Farmers practices) T ₂ :1.0% (100 ml/10 liters) Novel OLN spray at 15, 45 and 60 days after transplanting
6	Source of Technology	NAU, Navsari
7	Season	Kharif: 2025
8	No. of farmers	5
9	Plot Area	0.1 ha/farmer
10	Critical Inputs Require	Novel OLN
11	Cost of Critical Inputs	4000 Rs
12	Observations	Yield & B:C ratio

Technology Assessed	Source of Technology	Production (Yield: kg/ha)	Cost of Cultivation (Rs./ha)	Gross Income (Rs.)	Net Return Profit) in Rs. ha	BC Ratio
1	2	3	4	5	6	7
T ₁ : No use of Novel OLN	Farmers practice	3900	38620	93600	54980	2.46
T ₂ : Use of Novel OLN -1% at 15,45 & 60 DAT	NAU, Navsari	4100	40000	98400	58400	2.42

OFT 3.: Management of yellow stem borer in paddy

1	Title	:	Management of yellow stem borer in paddy
2	Problem diagnose/defined	:	Infestation of yellow stem borer and lower yield in paddy
3	Details of technologies selected for assessment /refinement	:	T ₁ : Farmers practices as injudicious and indiscriminate use of pesticides (<i>e.g.</i> Chlorpyrifos 50% + Cypermethrin 05% EC, Lambda-cyhalothrin 2.5% EC & 5% EC) at irregular time interval T ₂ : Before transplanting, root dipping of rice seedlings for 3 hours in thiamethoxam 25% WG @ 4g/10 lit. water solution and field application of chlorantraniliprole 0.4% GR @ 10 kg/ha after 30 days of transplanting (NAU, Navsari, Gujarat)
4	Source of technology	:	NAU, Navsari, Gujarat 2024
5	Thematic area	:	IPM
6	Performance of the Technology with performance indicators	:	-
7	Final recommendation for micro level situation	:	Root dipping of rice seedlings in insecticide and timely application of granular insecticide for better management of stem borer in paddy
8	Season	:	<i>Kharif</i> 2025
9	Area	:	0.30 ha/farmer (Total area- 1.5 ha.)
10	No. of farmers	:	5
11	Observation to be recorded	:	<ul style="list-style-type: none"> ➤ Dead heart (%) ➤ White ear head (%) ➤ Yield ➤ B:C ratio

Results of On Farm Trials

1	2	3	4	5	6	7	8	9	10	11	12
Crop/enterprise	Farming situation	Problem definition	Title of OFT	No. of trials	Technology Assessed	Parameters of assessment	Data on the parameter	Results of assessment	Feedback from the farmer	Any refinement needed	Justification for refinement
Paddy	Rainfed	Infestation of yellow stem borer and lower yield in paddy	Management of yellow stem borer in paddy	5	<p>T₁: Farmers practices as injudicious and indiscriminate use of pesticides (e.g. Chlorpyrifos 50% + Cypermethrin 05% EC, Lambda-cyhalothrin 2.5% EC & 5% EC) at irregular time interval</p> <p>T₂: Before transplanting, root dipping of rice seedlings for 3 hours in</p>	<p>Dead heart (%)</p> <p>White ear head (%)</p> <p>BC Ratio</p> <p>Production (q/ha)</p>	<p>8.42</p> <p>11.52</p> <p>1.488</p> <p>37.22</p>	<p>Lower percentage of dead heart and white ear head in T₂ as well as higher yield of paddy</p>	<p>Lower infestation of stem borer as dead heart and white ear head in T₂ as compared to farmers practice. T₂ was recorded higher yield of paddy with higher B:C ratio</p>	No	-

					thiamethoxam 25% WG @ 4g/10 lit. water solution and field application of chlorantranilip role 0.4% GR @ 10 kg/ha after 30 days of transplanting (NAU, Navsari, Gujarat)	Productio n (q/ha)	42.96		than T ₁		
--	--	--	--	--	---	-----------------------	-------	--	---------------------	--	--

Contd..

Technology Assessed	Source of Technology	Production	Please give the unit (kg/ha, t/ha, lit/animal, nuts/palm, nuts/palm/year)	Net Return (Profit) in Rs. / unit/ha	B:C Ratio
<i>13</i>	<i>14</i>	<i>15</i>	<i>16</i>	<i>17</i>	<i>18</i>
Technology option 1 (Farmers' practice)	-	37.22	(q/ha)	24400	1.488
Technology option 2	NAU, Navsari, Gujarat	42.96	(q/ha)	35140	1.692

OFT 4.: Management of fall armyworm *Spodoptera frugiperda* (J. E. Smith) infesting maize

1	Title	:	Management of fall armyworm <i>Spodoptera frugiperda</i> (J. E. Smith) infesting maize
2	Problem diagnose/defined	:	Infestation of fall armyworm in maize
3	Details of technologies selected for assessment/refinement	:	T ₁ : Farmers practices as injudicious and indiscriminate use of pesticides (e.g. Chlorpyrifos 20 EC, Lambda-cyhalothrin 2.5 EC & 5 EC, Profenofos 40 + Cypermethrin 04 EC, Chlorpyrifos 50 + Cypermethrin 05 EC) at irregular time interval T ₂ : Apply two sprays of emamectin benzoate 5% SG @ 0.0031% (6.25 g/ 10 L water) first at initiation of pest and second at 15 days after the first spray (SDAU, Khedbrahma, Gujarat) T ₃ : Whorl application of chlorantraniliprole 0.4% GR @ 20 kg/ha, first at appearance of pest and second after 15 days of first application (AAU, Anand, Gujarat)
4	Source of technology	:	Sardar Dantiwada Agricultural University, Khedbrahma, Gujarat, 2022 & Anand Agricultural University, Anand, Gujarat, 2020
5	Thematic area	:	IPM
6	Performance of the Technology with performance indicators	:	-
7	Final recommendation for micro level situation	:	Timely application of recommended insecticide for better management of fall armyworm in maize
8	Season	:	<i>Kharif</i> 2025
9	Area	:	0.30 ha/farmer (Total area- 1.5 ha.)
10	No. of farmers	:	5
11	Observation to be recorded	:	<ul style="list-style-type: none"> ➤ Number of healthy and damaged plants ➤ Grain yield ➤ Fodder yield ➤ B:C ratio

Results of On Farm Trials

1	2	3	4	5	6	7	8	9	10	11	12
Crop/enterprise	Farming situation	Problem definition	Title of OFT	No. of trials	Technology Assessed	Parameters of assessment	Data on the parameter	Results of assessment	Feedback from the farmer	Any refinement needed	Justification for refinement
Maize	Rainfed	Injudicious and indiscriminate use of chemical insecticides for management of fall armyworm in maize	Management of fall armyworm <i>Spodoptera frugiperda</i> (J. E. Smith) infesting maize	5	T ₁ : Farmers practices as injudicious and indiscriminate use of pesticides (e.g. Chlorpyrifos 20 EC, Lambda-cyhalothrin 2.5 EC & 5 EC, Profenofos 40 + Cypermethrin 04 EC, Chlorpyrifos 50 + Cypermethrin 05 EC) at irregular time interval T ₂ : Apply two sprays of emamectin benzoate 5% SG @ 0.0031% (6.25	Damage plants (%) Grain yield (q/ha) Fodder yield (q/ha) BC Ratio	24.40 17.22 90.26 1.567	Lower fall armyworm infestation in T ₂ and T ₃ as well as higher maize production	Lower fall armyworm infestation in T ₂ and T ₃ as compared to farmers' practice. T ₂ was recorded higher maize yield with higher B:C ratio than T ₁ and T ₃ .	No	-

					g/ 10 L water) first at initiation of pest and second at 15 days after the first spray (SDAU, Gujarat)	Fodder yield (q/ha)	123.48				
						BC Ratio	1.979				
				T ₃ : Whorl application of chlorantranilipr ole 0.4% GR @ 20 kg/ha, first at appearance of pest and second after 15 days of first application (AAU, Anand, Gujarat)		Damage plants (%)	15.20				
						Grain yield (q/ha)	19.65				
						Fodder yield (q/ha)	117.39				
						BC Ratio	1.733				

Contd..

Technology Assessed	Source of Technology	Grain Production	Fodder Production	Please give the unit (kg/ha, t/ha lit/animal, nuts/palm, nuts/palm/year)	Net Return (Profit) in Rs. / unit/ha	B:C Ratio
<i>13</i>	<i>14</i>	<i>15</i>	<i>16</i>	<i>17</i>	<i>18</i>	<i>19</i>
Technology option 1 (Farmers' practice)	-	17.22	90.26	(q/ha)	22268	1.567
Technology option 2	SDAU, Khedbrahma, Gujarat	20.87	123.48	(q/ha)	38984	1.979
Technology option 3	AAU, Anand, Gujarat	19.65	117.39	(q/ha)	31517	1.733

OFT: 5 Assessment of Indian Bean varieties

1	Title	Assessment of Indian Bean varieties
2	Prioritized problem	Low yield due to use of old variety
3	Technology Intervention	New Variety of Indian bean
4	Treatments	T₁ : Local Variety (Farmers practices) T₂ : GNIB-22(2014) T₃ : GJIB-11 (2018)
5	Source of Technology	NAU, Navsari, and JAU, Junagadh
6	Season	Rabi:2025
7	No. of farmers	5
8	Plot Area	0.2 ha/variey/farmer
9	Critical Inputs Require	Seeds
10	Cost of Critical Inputs	3600
11	Observations	Yield & B:C ratio

Technology Assessed	Source of Technology	Production (Yield: kg/ha)	Cost of Cultivation (Rs./ha)	Gross Income (Rs.)	Net Return Profit) in Rs. ha	BC Ratio
1	2	3	4	5	6	7
T ₁ : Local Variety (Farmers practices)	Farmers practice	39.96	34650	103896	69246	2.96
T ₂ : GNIB-22 (2014)	NAU, Navsari	50.10	38500	160320	121820	4.16
T ₃ : GJIB-11 (2018)	JAU, Junagadh	42.12	39400	117936	78536	2.99

OFT: 6 Varietal assessment of greater yam

1	Title	Varietal assessment of greater yam
2	Prioritized problem	Low yield due to use of old variety
3	Technology Intervention	New Variety of greater yam
4	Treatments	T₁ : Farmers practices: No high yielding variety T₂ : GGY-1 Hemlatha (2019)
5	Source of Technology	NAU, Navsari
6	Season	<i>Kharif: 2025</i>
7	No. of farmers	5
8	Plot Area	0.2 ha/variety/farmer
9	Critical Inputs Require	Tubers
10	Cost of Critical Inputs	1500
11	Observations	Yield & B:C ratio

Technology Assessed	Source of Technology	Production (Yield: kg/ha)	Cost of Cultivation (Rs./ha)	Gross Income (Rs.)	Net Return (Profit) in Rs. /ha	BC Ratio
1	2	3	4	5	6	7
T ₁ : Farmers practices: No high yielding variety	Farmers practice	127.41	195000	379680	193680	2.04
T ₂ : GGY-1 Hemlatha (2019)	NAU, Navsari	126.56	186000	458610	265910	2.37



Crop/enterprise	Farming situation	Problem definition	Title of OFT	No. of trials	Technology Assessed	Parameters of assessment	Data on the parameter	Results of assessment	Feed back from the farmer	Any refinement needed	Justification for refinement
1	2	3	4	5	6	7	8	9	10	11	12


Contd..

Technology Assessed	Source of Technology	Production	Please give the unit (kg/ha, t/ha, lit/animal, nuts/palm, nuts/palm/year)	Net Return (Profit) in Rs. / unit	B:C Ratio
13	14	15	16	17	18
Technology option 1 (Farmer's practice)					
Technology option 2					
Technology option 3					

C. 2. Details of each On Farm Trial for assessment to be furnished in the following format separately as per the following details:

OFT-1

1	Title of Technology Assessed	:	Assessment of sesame variety for summer cultivation																		
2	Problem Definition	:	Low yield due to local varieties.																		
3	Details of technologies selected for assessment	:	T ₁ : Local Variety (Farmers practices) T ₂ : GT-3 T ₃ : GT-5																		
4	Source of technology	:	JAU, Navsari, Gujarat																		
5	Production system and thematic area	:	Integrated Crop Management (ICM)																		
6	Performance of the Technology with performance indicators		<table border="1"> <thead> <tr> <th rowspan="2">Sr. No.</th> <th rowspan="2">Technologies</th> <th>Production (q/ha)</th> <th>BC Ratio</th> </tr> </thead> <tbody> <tr> <td>1</td> <td>T1 : Local Variety (Farmers practices)</td> <td>6.10</td> <td>1.56</td> </tr> <tr> <td>2</td> <td>T2 : GT-3 (Improved Variety)</td> <td>6.95</td> <td>1.76</td> </tr> <tr> <td>3</td> <td>T2 : GT-3 (Improved Variety)</td> <td>7.35</td> <td>1.86</td> </tr> </tbody> </table>			Sr. No.	Technologies	Production (q/ha)	BC Ratio	1	T1 : Local Variety (Farmers practices)	6.10	1.56	2	T2 : GT-3 (Improved Variety)	6.95	1.76	3	T2 : GT-3 (Improved Variety)	7.35	1.86
Sr. No.	Technologies	Production (q/ha)	BC Ratio																		
		1	T1 : Local Variety (Farmers practices)	6.10	1.56																
2	T2 : GT-3 (Improved Variety)	6.95	1.76																		
3	T2 : GT-3 (Improved Variety)	7.35	1.86																		
7	Feedback, matrix scoring of various technology parameters done through farmer's participation / other scoring techniques		Highest yield and B: C ratio in improved variety GT-5 than local variety																		
8	Final recommendation for micro level situation		Farmers can achieve higher yield with cultivation of improved variety GT-5																		
9	Constraints identified and feedback for research		-																		
10	Process of farmers participation and their reaction		Farmers cultivated sesame crop variety GT-3 & GT-5 to get higher yield.																		
11	Good Quality Photo in JPG (separate with proper caption)																				
																					
			Sesame Variety-Local	Sesame Variety-GT-3																	

		
	Sesame Variety-GT-5	

OFT-2

1	Title of Technology Assessed	:	Assessment of foliar spray of Novel Organic Liquid Nutrients on yield of Paddy														
2	Problem Definition	:	Low yield														
3	Details of technologies selected for assessment	:	<p>T₁: No Use of Novel (Water Spray) (2019) (Farmers practices)</p> <p>T₂: 1.0% (100 ml/10 liters) Novel OLN spray at 15, 45 and 60 days after transplanting</p>														
4	Source of technology	:	Navsari Agricultural University, Navsari, Gujarat, 2019														
5	Production system and thematic area	:	Integrated Crop Management (IPM)														
6	Performance of the Technology with performance indicators		<table border="1"> <thead> <tr> <th rowspan="2">Sr. No.</th> <th rowspan="2">Technologies</th> <th colspan="2">Performance Indicators</th> </tr> <tr> <th>Grain Yield (q/ha)</th> <th>BC Ratio</th> </tr> </thead> <tbody> <tr> <td>1</td> <td>T1: No Spray (Farmers practices)</td> <td>39.00</td> <td>2.42</td> </tr> <tr> <td>2</td> <td>T2: Novel OLN spray 1.0% (100 ml/10 liters) at 15, 45 and 60 days after transplanting</td> <td>41.00</td> <td>2.46</td> </tr> </tbody> </table>	Sr. No.	Technologies	Performance Indicators		Grain Yield (q/ha)	BC Ratio	1	T1: No Spray (Farmers practices)	39.00	2.42	2	T2: Novel OLN spray 1.0% (100 ml/10 liters) at 15, 45 and 60 days after transplanting	41.00	2.46
Sr. No.	Technologies	Performance Indicators															
		Grain Yield (q/ha)	BC Ratio														
1	T1: No Spray (Farmers practices)	39.00	2.42														
2	T2: Novel OLN spray 1.0% (100 ml/10 liters) at 15, 45 and 60 days after transplanting	41.00	2.46														
7	Feedback, matrix scoring of various technology parameters done through farmer's participation / other scoring techniques		Novel OLN spray 1.0% (100 ml/10 liters) at 15, 45 and 60 days after transplanting gives better yield														
8	Final recommendation for micro level situation		Farmers can spray Novel OLN spray 1.0% (100 ml/10 liters) at 15, 45 and 60 days after transplanting to get higher yield														
9	Constraints identified and feedback for research		-														
10	Process of farmers participation and their reaction		Farmers cultivated paddy without Novel spray and with Novel OLN 1.0% (100 ml/10 liters) spray at 15, 45 and 60 days after transplanting. They got higher yield														
11	Good Quality Photo in JPG (separate with proper caption)																



Novel 1% Spray at 15 DAT






Novel 1% Spray at 30 DAT



Novel 1% Spray at 45 DAT

OFT-3

1	Title of Technology Assessed	:	Management of yellow stem borer in paddy																									
2	Problem Definition	:	Infestation of yellow stem borer and lower yield in paddy																									
3	Details of technologies selected for assessment	:	<p>T₁: Farmers practices as injudicious and indiscriminate use of pesticides (e.g. Chlorpyrifos 50% + Cypermethrin 05% EC, Lambda-cyhalothrin 2.5% EC & 5% EC) at irregular time interval</p> <p>T₂: Before transplanting, root dipping of rice seedlings for 3 hours in thiamethoxam 25% WG @ 4g/10 lit. water solution and field application of chlorantraniliprole 0.4% GR @ 10 kg/ha after 30 days of transplanting (NAU, Navsari, Gujarat, 2024)</p>																									
4	Source of technology	:	NAU, Navsari, Gujarat 2024																									
5	Production system and thematic area	:	Integrated Pest Management (IPM)																									
6	Performance of the Technology with performance indicators		<table border="1"> <thead> <tr> <th rowspan="2">Sr. No.</th> <th rowspan="2">Technologies</th> <th colspan="4">Performance indicators</th> </tr> <tr> <th>Dead heart (%)</th> <th>White ear head (%)</th> <th>Production (q/ha)</th> <th>BC Ratio</th> </tr> </thead> <tbody> <tr> <td>1</td> <td>Farmers practices</td> <td>8.42</td> <td>11.52</td> <td>37.22</td> <td>1.488</td> </tr> <tr> <td>2</td> <td>Insecticides (Thiamethoxam 25% WG + Chlorantraniliprole 0.4% GR)</td> <td>3.37</td> <td>3.88</td> <td>42.96</td> <td>1.692</td> </tr> </tbody> </table>	Sr. No.	Technologies	Performance indicators				Dead heart (%)	White ear head (%)	Production (q/ha)	BC Ratio	1	Farmers practices	8.42	11.52	37.22	1.488	2	Insecticides (Thiamethoxam 25% WG + Chlorantraniliprole 0.4% GR)	3.37	3.88	42.96	1.692			
Sr. No.	Technologies	Performance indicators																										
		Dead heart (%)	White ear head (%)	Production (q/ha)	BC Ratio																							
1	Farmers practices	8.42	11.52	37.22	1.488																							
2	Insecticides (Thiamethoxam 25% WG + Chlorantraniliprole 0.4% GR)	3.37	3.88	42.96	1.692																							
7	Feedback, matrix scoring of various technology parameters done through farmer's participation / other scoring techniques		Better management of stem borer in paddy with insecticides treatment																									
8	Final recommendation for micro level situation		Root dipping of rice seedlings in insecticide and timely application of granular insecticide for better management of stem borer in paddy																									
9	Constraints identified and feedback for research		-																									
10	Process of farmers participation and their reaction		Farmers applied insecticides treatment for management of stem borer in paddy and recorded lower infestation of stem borer with higher yield.																									
11	Good Quality Photo in JPG (separate with proper caption)																											
																												
	Inputs distribution for OFT in paddy		Method demonstration for root dipping of rice seedlings in thiamethoxam insecticide solution																									



OFT-4

1	Title of Technology Assessed	:	Management of fall armyworm <i>Spodoptera frugiperda</i> (J. E. Smith) infesting maize																												
2	Problem Definition	:	Infestation of fall armyworm in maize																												
3	Details of technologies selected for assessment	:	<p>T₁: Farmers practices as injudicious and indiscriminate use of pesticides (e.g. Chlorpyrifos 20 EC, Lambda-cyhalothrin 2.5 EC & 5 EC, Profenofos 40 + Cypermethrin 04 EC, Chlorpyrifos 50 + Cypermethrin 05 EC) at irregular time interval</p> <p>T₂: Apply two sprays of emamectin benzoate 5% SG @ 0.0031% (6.25 g/ 10 L water) first at initiation of pest and second at 15 days after the first spray (SDAU, Khedbrahma, Gujarat, 2022)</p> <p>T₃: Whorl application of chlorantraniliprole 0.4% GR @ 20 kg/ha, first at appearance of pest and second after 15 days of first application (AAU, Anand, Gujarat, 2020)</p>																												
4	Source of technology	:	Sardar Dantiwada Agricultural University, Khedbrahma, Gujarat, 2022 & Anand Agricultural University, Anand, Gujarat, 2020																												
5	Production system and thematic area	:	Integrated Pest Management (IPM)																												
6	Performance of the Technology with performance indicators		<table border="1"> <thead> <tr> <th rowspan="2">Sr. No.</th> <th rowspan="2">Technologies</th> <th colspan="4">Performance indicators</th> </tr> <tr> <th>Damage plants (%)</th> <th>Grain Yield (q/ha)</th> <th>Fodder Yield (q/ha)</th> <th>BC Ratio</th> </tr> </thead> <tbody> <tr> <td>1</td> <td>Farmers practices</td> <td>24.40</td> <td>17.22</td> <td>90.26</td> <td>1.567</td> </tr> <tr> <td>2</td> <td>Insecticide (Emamectin benzoate 5% SG)</td> <td>12.80</td> <td>20.87</td> <td>123.48</td> <td>1.979</td> </tr> <tr> <td>3</td> <td>Insecticide (Chlorantraniliprole 0.4% GR)</td> <td>15.20</td> <td>19.65</td> <td>117.39</td> <td>1.733</td> </tr> </tbody> </table>	Sr. No.	Technologies	Performance indicators				Damage plants (%)	Grain Yield (q/ha)	Fodder Yield (q/ha)	BC Ratio	1	Farmers practices	24.40	17.22	90.26	1.567	2	Insecticide (Emamectin benzoate 5% SG)	12.80	20.87	123.48	1.979	3	Insecticide (Chlorantraniliprole 0.4% GR)	15.20	19.65	117.39	1.733
Sr. No.	Technologies	Performance indicators																													
		Damage plants (%)	Grain Yield (q/ha)	Fodder Yield (q/ha)	BC Ratio																										
1	Farmers practices	24.40	17.22	90.26	1.567																										
2	Insecticide (Emamectin benzoate 5% SG)	12.80	20.87	123.48	1.979																										
3	Insecticide (Chlorantraniliprole 0.4% GR)	15.20	19.65	117.39	1.733																										
7	Feedback, matrix scoring of various technology parameters done through farmer's participation / other scoring techniques		Better management of fall armyworm in maize with both insecticide treatments																												
8	Final recommendation for micro level situation		Timely application of recommended insecticide for better management of fall armyworm in maize																												
9	Constraints identified and feedback for research		-																												
10	Process of farmers participation and their reaction		Farmers applied insecticide treatments for management of fall armyworm in maize and recorded lower infestation of fall armyworm with higher yield.																												
11	Good Quality Photo in JPG (separate with proper caption)																														



Inputs distribution for OFT in maize



Field of OFT in maize



1st instar FAW larvae in field



Fall armyworm larvae in field

3.3. FRONTLINE DEMONSTRATION

A. Follow-up for results of FLDs implemented during previous years

List of technologies demonstrated during previous year and popularized during 2025 and recommended for large scale adoption in the district

S. No	Crop/ Enterprise	Thematic Area*	Technology demonstrated	Details of popularization methods suggested to the Extension system	Horizontal spread of technology		
					No. of villages	No. of farmers	Area in ha
Cereal crops							
1	Paddy (GNRH-2)	ICM	New Hybrid	FLDs	5	25	5
2	Paddy (GR – 9-Lal Kada Gold)	ICM	New variety	FLDs	2	10	5
3	Paddy (GR – 24-Navsari Parimal)	ICM	New variety	FLDs	2	10	5
4	Paddy (GR – 18-Devli Kolam)	ICM	New variety	FLDs	2	10	5
5	Paddy (GR– 16 Tapi)	ICM	New variety	FLDs	2	10	5
6	Sorghum (GJ-44)	ICM	New variety	FLDs	3	15	5
7	Paddy	IPDM	IPDM	FLDs			
8	Paddy	IPDM	IPDM	FLDs	1	10	4
Oilseed and Pulses crops							
9	Pigeonpea (GNP-2)	ICM	New variety	FLDs	3	12	2
10	Pigeonpea (GT-104)	ICM	New variety	FLDs	1	5	2
11	Pigeonpea (GT-105)	ICM	New variety	FLDs	1	5	2
12	Greengram (GM-6)	ICM	New variety	FLDs	4	20	5
13	Soybean (NRC-37)	ICM	New variety	FLDs	2	10	5
14	Sesame (GT-6)	ICM	New variety	FLDs	4	20	5
Horticulture crops							
15	Brinjal	INM	Bio-fertilizers, Novel Organic Liquid Nutrients	FLDs	1	20	2
16	Okra	INM	Bio-fertilizers, Novel Organic Liquid Nutrients	FLDs	1	20	2
17	Pointed gourd	INM	Bio-fertilizers, Novel Organic Liquid Nutrients	FLDs	1	20	2
18	Cluster bean	INM	Novel Organic Liquid Nutrients	FLDs	1	20	2
19	Mango	INM	Novel Organic Liquid Nutrients	FLDs	2	20	--
20	Pointed gourd	ICM	New & high yielding variety	FLDs	1	4	1

21	Little gourd	ICM	New & high yielding variety	FLDs	2	10	1
22	Indian bean	ICM	New & high yielding variety	FLDs	2	30	2
23	Brinjal	IPDM	IPDM	FLDs	1	10	4
24	Okra	IPDM	IPDM	FLDs	1	10	4
25	Banana	IPDM	IPDM	FLDs	2	10	4
26	Mango	IPDM	IPDM	FLDs	1	10	4
Home Science							
27	Kitchen garden kit	Nutrition Management	Seeds & Novel	FLDs	5	100	1
28	Kitchen garden kit	Nutrition Management	Seeds & Novel	FLDs	2	50	0.5
29	Twin Wheel hoe	Drudgery Reduction	Labour saving	FLDs	2	20	--
30	Rake for collecting garbage/ harvesting	Drudgery Reduction	Labour saving	FLDs	3	50	--
31	Stalk puller for uprooting crop stalk	Drudgery Reduction	Labour saving	FLDs	3	30	--
32	Kitchen garden kit	Nutrition Management	Seeds & Novel	FLDs	5	100	1
Cash crops							
1	Sugarcane	IPDM	IPDM	FLDs	2	10	4
FLDs of Other Agency: 2024							
Other FLDs by Sorghum Research Station-Dhamrod, Surat							
1	Sorghum fodder	Improved variety	Cofs-31	FLDs	1	25	2.5
Cereal crops							
1	Paddy	IPDM	IPDM	FLDs	2	30	12
Commercial crops							
1	Sugarcane	IPDM	IPDM	FLDs	2	30	12
Horticulture crops							
3	Brinjal	IPDM	IPDM	FLDs	5	30	12
4	Okra	IPDM	IPDM	FLDs	7	30	12
5	Pointed gourd	IPDM	IPDM	FLDs	1	30	12
6	Banana	IPDM	IPDM	FLDs	3	30	12
7	Mango	IPDM	IPDM	FLDs	3	30	12

B. Details of FLDs implemented during 2025 (Kharif 2025, Rabi 2024-25, Summer 2025) (Information is to be furnished in the following three tables for each category i.e. cereals, horticultural crops, oilseeds, pulses, cotton and commercial crops.)

Sl. No.	Crop	Thematic area	Technology Demonstrated	Season and year	Area (ha)		No. of farmers/ demonstration			Reasons for shortfall in achievement
					Proposed	Actual	SC/ST	Others	Total	
Cereal crops										
1	Paddy	ICM	GNRH-2	Kharif-25	5	5	25	0	25	--
2	Paddy	ICM	GNR-9	Kharif-25	5	5	10	0	10	--
3	Paddy	ICM	GR-24	Kharif-25	5	5	10	0	10	--
4	Paddy	ICM	GR-18	Kharif-25	5	5	10	0	10	--
5	Paddy	ICM	GR-16	Kharif-25	5	5	10	0	10	--
6	Pigeonpea	ICM	GNP-2	Kharif-25	2	2	12	0	12	--
7	Pigeonpea	ICM	GT-104	Kharif-25	2	2	5	0	5	--
8	Pigeonpea	ICM	GT-105	Kharif-25	2	2	5	0	5	--
9	Soybean	ICM	NRC-37	Kharif-25	5	5	10	0	10	--
10	Sorghum	ICM	GJ-44	Kharif-25	5	5	15	0	15	--
11	Sesame	ICM	GT-6	Summer-25	5	5	20	0	20	--
12	Greengram	ICM	GM-6	Summer-25	5	5	20	0	20	--
13	Paddy	IPDM	Insecticide, fungicide Novel/Novel Plus	Kharif -2025	4	4	10	0	10	--
Commercial crops										
14	Sugarcane	IPDM	Bio-pesticide, biocontrol agent, insecticide, Novel Plus & Prime	Rabi-2024-25	4	4	10	0	10	--
Horticulture crops										
15	Brinjal	INM	Bio-fertilizers, Novel Organic Liquid Nutrients	Rabi-25	2	2	20	0	20	--
16	Okra	INM	Bio-fertilizers, Novel Organic Liquid Nutrients	Kharif-25	2	2	20	0	20	--
17	Pointed gourd	INM	Bio-fertilizers, Novel Organic Liquid Nutrients	Kharif-25	2	2	0	20	20	--
18	Cluster bean	INM	Novel Organic Liquid Nutrients	Rabi-25	2	2	20	0	20	--
19	Mango	INM	Novel Organic Liquid Nutrients	Rabi-25	--	--	0	20	20	--
20	Pointed gourd	ICM	New & high yielding variety	Kharif-25	1	1	4	0	4	--
21	Little gourd	ICM	New & high yielding variety	Kharif-25	1	1	10	0	10	--
22	Indian bean	ICM	New & high yielding variety	Rabi-25	2	2	30	0	30	--
23	Green	INM	Novel Organic Liquid Nutrients	Rabi-25	2	2	0	50	50	--

	bhajis									
24	Brinjal	IPDM	Insecticides, Bio-pesticides, Pheromone traps, lures, YST, Novel/Novel Plus	Rabi-2024-25	4	4	10	0	10	--
25	Okra	IPDM	Insecticides, Bio-pesticides, Pheromone traps, lures, YST, Novel Plus	Rabi-2024/ Summer-2025	4	4	0	10	10	--
26	Banana	IPDM	Bio-pesticides, Novel Plus & Prime	Kharif -2024	4	4	0	10	10	--
27	Mango	IPDM	Fruit fly traps, lures, Bio-pesticide, Novel Plus & Prime	Rabi-2024-25	4	4	10	0	10	--
Other enterprises: Mushroom cultivation										
28	Mushroom	Mushroom cultivation	Oyster Mushroom cultivation kit	Kharif -2025	--	--	30	0	30	--
Home Science										
29	Kitchen garden kit	Nutrition Management	Seeds & Novel	Rabi-24	1	1	70	30	100	--
30	Kitchen garden kit	Nutrition Management	Seeds & Novel	kharif-25	1	1	50	50	100	--
31	Twin Wheel hoe	Drudgery Reduction	Labour saving	Rabi-24	--	--	20	0	20	--
32	Rake for collecting garbage/ harvesting	Drudgery Reduction	Labour saving	Rabi-24	--	--	50	0	50	--
33	Stalk puller for uprooting crop stalk	Drudgery Reduction	Labour saving	Rabi-24	--	--	30	0	30	--
34	Kitchen garden kit	Nutrition Management	Seeds & Novel	Rabi-25	1	1	50	50	100	--
FLDs of Other Agency: 2025										
Other FLDs by Sorghum Research Station-Dhamrod Surat and MSRS, Surat										
1	Sorghum fodder	Improved variety	Cofs-31	Kharif-25	--	--	40	10	50	--
2	Sorghum fodder	Improved variety	GFS	Rabi-25	--	--	0	15	15	--
Adaptive Trials										
Cereal crops										
1	Paddy	IPDM	Bio-pesticides, Novel/Novel Plus/Prime	Kharif -2025	12	12	30	0	30	--
Commercial crops										
2	Sugarcane	IPDM	Bio-pesticide, biocontrol agent, Novel Plus & Prime	Rabi-2024-25	12	12	30	0	30	--
Horticulture crops										

3	Brinjal	IPDM	Bio-pesticides, Novel Plus & Prime	<i>Rabi-2024-25</i>	12	12	30	0	30	3
4	Okra	IPDM	Bio-pesticides, Novel Plus & Prime	<i>Rabi-2024/ Summer-2025</i>	12	12	0	30	30	4
5	Pointed gourd	IPDM	Pheromone traps, lures, Bio-pesticides, Novel Plus & Prime	<i>Kharif -2024</i>	12	12	30	0	30	5
6	Banana	IPDM	Bio-pesticides, Novel Plus & Prime	<i>Kharif -2024</i>	12	12	0	30	30	6
7	Mango	IPDM	Fruit fly traps, lures, Bio-pesticide, Novel Plus & Prime	<i>Rabi-2024-25</i>	12	12	30	0	30	7
TSP- Mega seed project										
1	Indian bean (GNIB-22)	ICM	New Variety	<i>Rabi-25</i>	6	6	25	-	25	--
2	Green gram (GM-6)	ICM	New Variety	<i>Summer-25</i>	10	10	50	-	50	--

Details of farming situation

Crop	Season	Farming situation (RF/Irrigated)	Soil type	Status of soil			Previous crop	Sowing date	Harvest date	Seasonal rainfall (mm)	No. of rainy days
				N	P	K					

Technical Feedback & Farmers' reactions on specific technologies

Sr.No	Crop	Technology	Feedback
1	Paddy	GNRH -2	1. Medium slender grain rice 2. It is moderately resistant against bacterial leaf blight, leaf blast, grain discoloration and sheath rot. 3. Tolerant to insect pest like BPH, WBPH, leaf folder and stem borer. 4. Suitable for rice growing areas of South Guj.
2	Paddy	GNR -9 (Lal-Kada Gold)	1. Red Kernel 2. Bio-fortified variety
3	Paddy	GR – 24 (Navsari Parimal)	1. Long Slender 2. Early maturing 3. Non-Lodging
4	Paddy	GR-18 (Devli Kolam)	1. Medium Slender 2. Medium Resistant to Pest & diseases 3. Early maturing & Non-lodging
5	Paddy	GR – 16 (Tapi)	1. Early maturing upland rice variety 2. Long bold variety with good grain quality 3. Moderately resistant reaction against leaf blast and insect pest like stem borer and sheath mite Suitable for upland rice growing areas
6	Sorghum	GJ-44	1. Good grain & Fodder Yield 2. Grain with light yellow colour 2. Moderately Resistant to diseases & Pests
7	Sorghum	GNJ-1	1. High yielding 2. Less incidence of smut, shoot borer and grain mould
8	Soybean	NRC-37	1. Moderate yield 2. Early maturing 3. Moderately Resistant to Pest & disease
9	Sesame	GT-3	1. Moderate yield 2. Moderately Resistant to Helicoverpa 3. White & bold Seeded variety
10	Sesame	GT-5	1. High yield than GT-3 2. Moderately to high Resistant to Helicoverpa 3. White & bold Seeded variety
11	Sesame	GT-6	1. High yield than GT-3 & 5 2. Moderately to high Resistant to Helicoverpa 3. White & bold Seeded variety
12	Greengram	GM-6	1. Moderate Yield 2. Moderately Resistance to YMD 3. Synchronous maturing
13	Greengram	GM-7	1. Moderate Yield 2. Moderately Resistance to YMD 3. Indeterminate growth
14	Brinjal, okra, banana and pointed gourd	Bio-fertilizers and Novel Organic Liquid Nutrients	With using bio-fertilizers and Novel Organic Liquid Nutrients which increase the yield & quality of fruit, decrease use of chemical fertilizers in brinjal, okra, banana and pointed gourd.
15	Mango and cluster bean	Novel Organic Liquid Nutrients	Foliar application of Novel Organic Liquid Nutrients reduce flower drop and increase fruit setting ratio in mango and cluster bean.
16	Indian bean	GNIB-22	Indian bean cv. GNIB-22 gave good result in terms of yield and quality as well as price compare to local cultivar.
17	Pointed gourd	GNPG-1	Pointed gourd cv. GNPG-1 gave more production than local variety.
18	Little gourd	GNLG-1	Little gourd cv. GNLG-1 gave More fruit setting than local cultivar and medium size fruit get high market demand than local cultivar.
19	Paddy	IPDM	Lower infestation of stem borer, leaf folder and other pests in paddy fields; lower intensity of bacterial leaf blight, blast, grain discoloration and other diseases, increase yield of paddy
20	Sugarcane	IPDM	Lower infestation of borers and sucking pests in sugarcane, less incidence of soil borne diseases, increase yield of sugarcane

21	Banana	IPDM	Less incidence of wilt, nematodes, less infestation of weevil in banana field, increase yield of banana
22	Pointed gourd	IPDM	Less incidence of soil borne and other diseases, less infestation of pests, improve quality and production of pointed gourd fruits
23	Brinjal	IPDM	Lower infestation of shoot & fruit borer and sucking pests in brinjal, decrease use of chemical pesticides; improve quality and yield of brinjal fruits
24	Okra	IPDM	Less infestation of shoot & fruit borer and sucking pests, decrease use of chemical pesticides; improve quality and yield of okra fruits
25	Mango	IPDM	Lower infestation of fruit fly, sucking pests, less incidence of diseases and increase yield of mango
26	Mushroom	Mushroom cultivation	Easy to produce but difficulties in marketing
27	Twin wheel hoe weeder, Rake for collecting garbage/harvesting and Stalk puller	Women drudgery reduction	Farm women like Twin wheel hoe weeder, Rake for collecting garbage/harvesting and Stalk puller because it avoids the bending/squatting posture that is generally adopted in traditional method of weeding/ collecting garbage/harvesting/ uprooting crop stalks
28	Kitchen garden	Nutrition management	Farm women are not applying any pesticides in kitchen garden so they get organic vegetables.

Extension and Training activities under FLD

Sl. No.	Activity	No. of activities organized	Date	Number of participants	Remarks
1	Field days				
	Field day Celebration of Greengram (GM-7) & Awareness on Bhumisuposhan	2	28/04/2025	32	Umarkhadi (Umarpada)
	Field day Celebration of Sesame (GT-6) & Awareness on Bhumisuposhan	2	28/04/2025	22	Goddha (Mandvi)
	Field day Celebration of Greengram (GM-6) & Awareness Programme on Natural Farming	2	06/05/2025	22	Tarsadakhurd (Mandvi)
2	Farmers Training				
	Crop Production				
	Training on Scientific Cultivation of Greengram & Sesame	1	17/02/2025	73	Taluka Panchayat Hall (Umarpada)
	Training on Scientific Cultivation of Greengram	1	21/05/2025	20	Balethi (Mandvi)
	Training on Scientific Cultivation of Transplanted Paddy (Var.GR-18-Devlikolam)	1	07/07/2025	19	Zarni (Mangrol)
	Training on Scientific Cultivation of Drill Paddy (Var.GR-16-Tapi)	1	16/07/2025	19	Uteva (Mandvi)
	Training on Scientific Cultivation of Paddy & Pigeonpea	1	18/07/2025	49	Birsa-Munda Hall (Umarpada)
	Plant protection				
	Integrated pest and disease management in vegetable crops	1	28/01/2025	25	Jamkui (Mandvi)
	Integrated pest and disease management in mango	1	17/03/2025	27	Machhisadada (Mahuva)
	Integrated pest and disease management in mango	1	27/03/2025	31	Vaheval (Mahuva)
	Integrated pest and disease management in banana	1	20/05/2025	40	Dungra (Kamrej)
	Integrated pest and disease management in paddy	1	07/08/2025	30	Pipalvada (Mandvi)
	Integrated pest and disease management in okra	1	16/08/2025	48	Kuvad (Olpad)
	Integrated pest and disease management in brinjal	1	20/11/2025	41	Vaheval (Mahuva)
	Integrated pest and disease management in sugarcane	1	21/11/2025	28	Pipalvada (Mandvi)
	Integrated pest and disease management in sugarcane	1	21/11/2025	25	Gangpor Harshad (Mandvi)
	Horticulture				
	FLD INM in brinjal	1	08/01/2025	10	Kevdi, Ta. Umarpada
	FLD INM in okra	1	08/01/2025	10	Kevdi, Ta. Umarpada

	FLD INM in green bhajis	1	12/08/2025	33	Damka, Ta. Choryashi
	FLD Training	1	14/08/2025	49	Vad, Ta. Mangrol
	FLD Training ICM in indian bean	1	18/09/2025	16	Gondaliya, Ta. Umarpada
	FLD Training ICM in indian bean	1	18/09/2025	56	Ranakpor, Ta. Mangrol
	FLD Training ICM in indian bean	1	19/09/2025	47	Dhanser, Ta. Choryashi
	FLD Distribution	1		12	Gamtalav khurd Ta. Olpad
	Home Science				
	FLD on kitchen garden for nutrition management	1	04/01/2025	30	Jod-Bid, Ta. Mahuva
	FLD on rack for calleting garbage/harvesting for drudgery reduction technology.	1	08/01/2025	25	Gondliya, Ta. Umarpada
	FLD on Stalk puller for uprooting the crop stalk for drudgery reduction technology.	1	09/01/2025	15	Bilvan, Ta. Umarpada
	FLD on Twin wheel hoe for weeding for drudgery reduction technology	1	09/01/2025	10	Boriya, Ta. Mangrol
	FLD on kitchen garden unit for nutrition management	1	10/01/2025	30	Zarni, Ta. Mangrol
	FLD on Stalk puller for uprooting the crop stalk for drudgery reduction technology.	1	10/01/2025	15	Kadvidadra, Ta. Umarpada
	FLD on kitchen garden for nutrition management	1	07/07/2025	25	Kolkhadi, Mandvi
	FLD on kitchen garden for nutrition management	1	07/07/2025	25	Balethi, Mandvi
	FLD on kitchen garden for nutrition management	1	18/07/2025	35	Boria, Mangrol
	FLD on fodder sorghum-Cofs-31	1	19/08/2025	50	Zarni & Ognisa, Mangrol
3	Media coverage	-	-	-	-
4	Training for extension functionaries	-	-	-	-

C. Performance of Frontline demonstrations

Frontline demonstrations on oilseed crops

Crop	Thematic Area	technology demonstrated	Variety	No. of Farmers	Area (ha)	Yield (q/ha)				% Increase in yield	Economics of demonstration (Rs./ha)				Economics of check (Rs./ha)			
						Demo			Check		Gross Cost	Gross Return	Net Return	BCR (R/C)	Gross Cost	Gross Return	Net Return	BCR (R/C)
						High	Low	Average										
Sesamum	ICM	Improved variety	GT-6	20	5	9.0	6.7	7.5	6.1	22.95	25300	73500	48200	2.9	24000	59780	35780	2.5
Soybean	ICM	Improved Variety	NRC-37	10	5	10.90	8.00	9.25	7.90	17.01	32400	49025	16625	1.5	31400	41870	10470	1.3

* Economics to be worked out based total cost of production per unit area and not on critical inputs alone.

** BCR= GROSS RETURN/GROSS COST

Frontline demonstration on pulse crops

Crop	Thematic Area	technology demonstrated	Variety	No. of Farmers	Area (ha)	Yield (q/ha)				% Increase in yield	Economics of demonstration (Rs./ha)				Economics of check (Rs./ha)			
						Demo			Check		Gross Cost	Gross Return	Net Return	BCR (R/C)	Gross Cost	Gross Return	Net Return	BCR (R/C)
						High	Low	Average										
Pigeonpea	ICM	Improved variety	GNP-2	12	2	21.00	13.70	15.00	12.60	19.00	40500	120000	79500	3.0	38000	45760	19760	2.7
	ICM	Improved variety	GT-104	5	2	23.50	17.50	21.00	17.30	21.40	40500	168000	127500	4.1	38000	100800	62800	3.6
	ICM	Improved variety	GT-105	5	2	25.20	18.50	21.25	17.60	20.74	40500	170000	129500	4.2	38000	138400	100400	3.7
Greengram	ICM	Improved variety	GM-6	20	5	9.30	7.20	8.10	6.90	17.40	26800	70470	43670	2.6	26000	60030	34030	2.3

* Economics to be worked out based total cost of production per unit area and not on critical inputs alone.

** BCR= GROSS RETURN/GROSS COST

FLD on Other crops

Category & Crop	Thematic Area	Name of the technology	No. of Farmers	Area (ha)	Yield (q/ha)				% Change in Yield	Other Parameters		Economics of demonstration (Rs./ha)				Economics of check (Rs./ha)			
					High	Demo		Check		Demo	Check	Gross Cost	Gross Return	Net Return	BCR (R/C)	Gross Cost	Gross Return	Net Return	BCR (R/C)
						Low	Average												
Cereals																			
Paddy	ICM	GNRH-2	25	5	65.50	41.80	47.40	39.45	20.15			38570	109020	70450	2.8	41000	90735	49735	2.2
Paddy	ICM	GNR-9	10	5	48.20	35.50	38.25	32.60	17.33			39400	87975	48575	2.2	38800	74980	36180	1.9
Paddy	ICM	GR-24	10	5	55.80	41.20	44.40	38.00	16.84			37400	102120	64720	2.7	36800	87400	50600	2.4
Paddy	ICM	GR-18	10	5	55.30	41.80	48.60	40.50	20.00			37400	111780	74380	3.0	36800	93150	56350	2.5
Paddy	ICM	GR-16	10	5	24.80	19.50	22.35	18.80	18.90			26000	53262	27262	2.0	26000	45760	19760	1.8
Paddy (Kharif-2025)	IPDM	Insecticide, fungicide Novel/Nov	10	04	45.65	34.35	40.22	34.87	15.34			51390	80440	29050	1.57	49650	69740	20090	1.41

Category & Crop	Thematic Area	Name of the technology	No. of Farmers	Area (ha)	Yield (q/ha)				% Change in Yield	Other Parameters		Economics of demonstration (Rs./ha)				Economics of check (Rs./ha)			
					Demo			Check		Demo	Check	Gross Cost	Gross Return	Net Return	BCR (R/C)	Gross Cost	Gross Return	Net Return	BCR (R/C)
					High	Low	Average												
Millets		el Plus																	
Jowar	ICM	GJ-44	15	5	23.60	16.15	17.90	15.20	17.76			25250	64440	54720	2.6	24750	54720	29970	2.2
Brinjal	INM	Bio-fertilizers, Novel Organic Liquid Nutrients	20	2	186.33	153.22	163.13	147.99	10.23	-	-	60350	146817	86467	2.433	61700	133191	71491	2.159
Brinjal (Rabi-2024-25)	IPDM	Insecticides, Bio-pesticides, Pheromone traps, lures, YST, Novel/Novel Plus	10	04	240.87	193.91	219.30	193.04	13.60	-	-	113500	537285	423785	4.73	115100	472948	357848	4.11
Okra	INM	Bio-fertilizers, Novel Organic Liquid Nutrients	20	2	192.29	158.4	177.64	160.25	10.85	-	-	55100	195404	140304	3.546	57900	176275	118375	3.044
Okra (Rabi-2024/ Summer-2025)	IPDM	Insecticides, Bio-pesticides, Pheromone traps, lures, YST, Novel Plus	10	04	180.00	147.83	161.83	140.52	15.17	-	-	102200	372209	270009	3.64	104800	323196	218396	3.08
Pointed gourd	INM	Bio-fertilizers, Novel Organic Liquid Nutrients	20	2	190.26	169.31	143.51	127.41	12.64	-	-	127100	172212	45112	1.355	120500	152892	32392	1.269
Cluster bean	INM	Novel Organic Liquid Nutrients	20	2	145.08	129.19	121.04	119.61	1.20	-	-	63100	108936	45836	1.726	70500	107649	37149	1.527
Pointed gourd	ICM	New & high	4	1	189.31	163.12	155.74	136.11	14.42	-	-	129000	186888	57888	1.449	123100	163332	40232	1.327

Category & Crop	Thematic Area	Name of the technology	No. of Farmers	Area (ha)	Yield (q/ha)			% Change in Yield	Other Parameters		Economics of demonstration (Rs./ha)				Economics of check (Rs./ha)				
					High	Demo			Check	Demo	Check	Gross Cost	Gross Return	Net Return	BCR (R/C)	Gross Cost	Gross Return	Net Return	BCR (R/C)
						Low	Average												
Little gourd	ICM	yielding variety New & high yielding variety	10	1	213.10	174.91	206.41	179.19	15.19	-	-	62500	206410	143910	3.30256	66050	179190	113140	2.713
Indian bean	ICM	New & high yielding variety	30	2	62.31	48.53	49.12	38.76	26.73	-	-	38500	157184	118684	4.083	34650	124032	89382	3.580
Green Bhajis	INM	Novel Organic Liquid Nutrients	50	2	267.96	254.37	237.45	195.84	21.25	-	-	47200	201833	154633	4.276	54300	166464	112164	3.066
Fruit crops																			
Mango	INM	Novel Organic Liquid Nutrients	20	-	85.69	63.28	49.33	43.16	14.30	-	-	53400	108526	55126	2.032	54900	94952	40052	1.730
Mango (Rabi-2024)	IPDM	Fruit fly traps, lures, Bio-pesticide, Novel Plus & Prime	10	04	87.39	72.17	78.61	73.65	6.73	-	-	53850	432355	378505	8.03	52600	405075	352475	7.70
Banana																			
Banana (Kharif-2024)	IPDM	Bio-pesticides, Novel Plus & Prime	10	04	804.34	703.47	751.65	691.13	8.76	-	-	141300	939562.5	798263	6.65	144200	863913	719712.5	5.99
Commercial Crops																			
Sugarcane																			
Sugarcane (Rabi-2024-25)	IPDM	Bio-pesticide, biocontrol agent, insecticide, Novel Plus & Prime	10	04	1270.84	750.01	985.42	904.17	8.99	-	-	128210	275917.60	147708	2.15	125920	253168	127248	2.01
Fodder Crops																			

Category & Crop	Thematic Area	Name of the technology	No. of Farmers	Area (ha)	Yield (q/ha)			Check	% Change in Yield	Other Parameters		Economics of demonstration (Rs./ha)				Economics of check (Rs./ha)			
					Demo		Average			Demo	Check	Gross Cost	Gross Return	Net Return	BCR (R/C)	Gross Cost	Gross Return	Net Return	BCR (R/C)
					High	Low													
Sorghum (F) <i>Kharif-25</i>	Animal Nutrition	Improved variety	50	5	840	580	741.4												
TSP – ICAR (Mega Seed)																			
Indian bean (GNIB-22)	ICM	Improved seed	25	6	58.45	39.57	43.11	33.56	28.46	-	-	37500	137952	100452	3.679	33600	107392	73792	3.196
Green gram (GM-6)	ICM	Improved seed	50	10	9.76	7.11	8.89	6.82	30.35	-	-	26800	44450	17650	1.659	28300	34100	5800	1.205
Adaptive Trials																			
Cereals																			
Paddy (<i>Kharif-2025</i>)	IPDM	Bio-pesticides, Novel/Novel Plus/Prime	30	12	48.26	32.61	40.45	37.39	8.18	-	-	50610	80900	30290	1.60	51260	74780	23520	1.46
Commercial Crop																			
Sugarcane (<i>Rabi-2024-25</i>)	IPDM	Bio-pesticide, biocontrol agent, Novel Plus & Prime	30	12	1302.09	666.67	916.33	856.26	7.02	-	-	126960	256572.40	129612.40	2.02	125670	239752.80	114082.80	1.91
Horticulture crops																			
Vegetable crops																			
Brinjal (<i>Rabi-2024-25</i>)	IPDM	Bio-pesticides, Novel Plus & Prime	30	12	251.30	184.35	211.56	198.00	6.85	-	-	117450	518322	400872	4.41	116200	485100	368900	4.18
Okra (<i>Rabi-2024/Summer-2025</i>)	IPDM	Bio-pesticides, Novel Plus & Prime	30	12	191.30	142.61	160.69	147.04	9.28	-	-	101700	369587	267887	3.63	103500	338192	234692	3.27
Pointed gourd (<i>Kharif-2024</i>)	IPDM	Pheromone traps, lures, Bio-pesticides,	30	12	218.26	168.69	195.22	180.09	8.40	-	-	148400	683270	534870	4.60	147200	630315	483115	4.28

Category & Crop	Thematic Area	Name of the technology	No. of Farmers	Area (ha)	Yield (q/ha)				% Change in Yield	Other Parameters		Economics of demonstration (Rs./ha)				Economics of check (Rs./ha)			
					Demo			Check		Demo	Check	Gross Cost	Gross Return	Net Return	BCR (R/C)	Gross Cost	Gross Return	Net Return	BCR (R/C)
					High	Low	Average												
		Novel Plus & Prime																	
Fruit crops																			
Banana (Kharif-2024)	IPDM	Bio-pesticides, Novel Plus & Prime	30	12	787.82	677.39	727.73	678.08	7.32	-	-	142100	909662.5	767563	6.40	144700	847600	702900	5.86
Mango (Rabi-2024)	IPDM	Fruit fly traps, lures, Bio-pesticide, Novel Plus & Prime	30	12	91.30	69.56	77.91	73.35	6.22	-	-	54100	428505	374405	7.92	52800	403425	350625	7.64

* Economics to be worked out based total cost of production per unit area and not on critical inputs alone.

** BCR= GROSS RETURN/GROSS COST

Frontline Demonstration on Nutri cereals: Nil

Crop	Thematic Area	Technology demonstrated	Variety	No. of Farmers	Area (ha)	Yield (q/ha)				% Increase in yield	Economics of demonstration (Rs./ha)				Economics of check (Rs./ha)				
						Demo			Check		Gross Cost	Gross Return	Net Return	BCR (R/C)	Gross Cost	Gross Return	Net Return	BCR (R/C)	
						High	Low	Average											
-	-	-	-	-	-	-	-	-	-	-	-	-	-	-	-	-	-	-	-

FLD on Livestock : Nil

FLD on Fisheries : Nil

FLD on Other enterprises :

Category	Name of the technology demonstrated	No. of Farmer	No. of units	Major parameters		% change in major parameter	Other parameter		Economics of demonstration (Rs.) or Rs./unit				Economics of check (Rs.) or Rs./unit						
				Demo	Check		Demo	Check	Gross Cost	Gross Return	Net Return	BCR (R/C)	Gross Cost	Gross Return	Net Return	BCR (R/C)			
Oyster Mushroom																			
Mushroom cultivation	Oyster Mushroom cultivation kit	30	30	49.25	-	-	-	-	-	1500	9850	8350	6.57	-	-	-	-	-	

FLD on Women Empowerment : Nil

FLD on Farm Implements and Machinery

Name of the implement	Crop	Technology demonstrated	No. of Farm women	Area (ha)	Major Parameter	Field observation (ha/man hour)		% change in major parameter	Labor reduction (man days) (man-h/ha)				Cost reduction (Rs./ha/day)	
						Demo	Check		Harvesting		Weeding		Labour#	
									Demo	Check	Demo	Check	Demo	Check
Twin wheel hoe weeder* (Rabi:2024)	Vege./ Pulses	Women drudgery reduction	20	-	-Field observation -Labour reduction -Cost reduction	0.016 ha (0.128 ha/day)	0.010 ha (0.080 ha/day)	60.00	-	-	62	100	3015	4862
Rake for collecting garbage/ harvesting** (Rabi:2024)	Dry matter of crops/ harvesting/ garbage	Women drudgery reduction	50	-	-Field observation -Labour reduction -Cost reduction	0.045 (0.36ha/day)	0.029 (0.232ha/day)	55.17	22	34	-	-	1070	1653
Stalk puller*** (Rabi:2024)	Cotton/ Pigeon pea/ concerned crop	Women drudgery reduction	30	-	-Field observation -Labour reduction -Cost reduction	0.035 ha (0.280ha/day)	0.022 ha (0.176 ha/day)	59.09	28	45	-	-	1361	2188

*Twin wheel hoe weeder is recommended by CIAE, Bhopal

** Rake for collecting garbage/ harvesting is recommended by CSKHPKV, Palampur

***Stalk puller is recommended by National Research Centre for Women in Agriculture Sub centre, CIAE, Bhopal

#Cost of operation is calculated as per university labour wages

FLD on Other Enterprise: Kitchen Gardening

Nutrition garden components	Thematic area	Area (sq mt)	No. of Farmer	No. of Units	Yield (Kg)- supply of vegetables, fruits, etc from KG in the year		% change in yield	Household size (number)		Economics of demonstration (Rs./ha)				Economics of check (Rs./ha)			
					Demonstration	Check*		Demo	Check	Gross Cost	Gross Return/ Savings*	Net Return	BCR (R/C)	Gross Cost	Gross Return/ Savings*	Net Return	BCR (R/C)
Seasonal vegetables seeds, Novel organic liquid nutrient(Rabi: 2024)	Household food security by nutritional kitchen gardening	100	100	100	139	60	43.16	5	7	650	6950	6300	10.69	340	3000	2660	8.82

Seasonal vegetables seeds, Novel organic liquid nutrient(<i>Khari</i> f:2025)	Household food security by nutritional kitchen gardening	100	100	100	126	50	39.68	5	6	650	7560	6910	11.63	350	3000	2650	8.57
--	--	-----	-----	-----	-----	----	-------	---	---	-----	------	------	-------	-----	------	------	------

*check maybe family adopting different Nutrition garden model/ no adoption of Nutrition garden model
Savings from produce of Nutrition garden used for home consumption

FLD on Demonstration details on crop hybrids: Nil

Note: Remove the Enterprises/crops which have not been shown

3.4. Training Programmes (Online programmes if any should be included under On Campus category)

Farmers' Training including sponsored training programmes (on campus)

Thematic area	No. of courses	Participants								
		Others			SC/ST			Grand Total		
		Male	Female	Total	Male	Female	Total	Male	Female	Total
I Crop Production										
Weed Management										
Resource Conservation Technologies										
Cropping Systems										
Crop Diversification										
Integrated Farming										
Micro Irrigation/irrigation										
Seed production										
Nursery management										
Integrated Crop Management										
Soil & water conservation										
Integrated nutrient management										
Production of organic inputs										
Others (pl. specify)										
Total										
II Horticulture										
a) Vegetable Crops										
Production of low value and high value crops										
Off-season vegetables										
Nursery raising	2	26	89	115	0	0	0	26	89	115
Exotic vegetables										
Export potential vegetables										
Grading and standardization										
Protective cultivation	1	30	1	31	0	0	0	30	1	31
Others (pl specify) Urban Gardening	5	51	137	188	0	0	0	51	137	188
Total (a)	8	107	227	334	0	0	0	107	227	334
b) Fruits										
Training and Pruning										
Layout and Management of Orchards										
Cultivation of Fruit										
Management of young plants/orchards										
Rejuvenation of old orchards										
Export potential fruits										
Micro irrigation systems of orchards										
Plant propagation techniques										
Others (pl specify)										
Total (b)	0	0	0	0	0	0	0	0	0	0
c) Ornamental Plants										
Nursery Management										
Management of potted plants										
Export potential of ornamental plants										
Propagation techniques of Ornamental Plants										
Others (pl specify)										
Total (c)	0	0	0	0	0	0	0	0	0	0
d) Plantation crops										
Production and Management technology										
Processing and value addition										
Others (pl specify)										
Total (d)	0	0	0	0	0	0	0	0	0	0
e) Tuber crops										
Production and Management technology										
Processing and value addition										
Others (pl specify)										
Total (e)	0	0	0	0	0	0	0	0	0	0
f) Spices										
Production and Management technology										
Processing and value addition										
Others (pl specify)										
Total (f)										
g) Medicinal and Aromatic Plants										
Nursery management										
Production and management technology										

Thematic area	No. of courses	Participants								
		Others			SC/ST			Grand Total		
		Male	Female	Total	Male	Female	Total	Male	Female	Total
Post harvest technology and value addition										
Others (pl specify)										
Total (g)										
Grand Total (a to g)	8	107	227	334	0	0	0	107	227	334
III Soil Health and Fertility Management										
Soil fertility management										
Integrated water management										
Integrated Nutrient Management	3	11	7	18	30	60	90	41	67	108
Production and use of organic inputs										
Management of Problematic soils										
Micro nutrient deficiency in crops										
Nutrient Use Efficiency										
Balance use of fertilizers										
Soil and Water Testing										
Others (pl specify)										
Total	3	11	7	18	30	60	90	41	67	108
IV Livestock Production and Management										
Dairy Management										
Poultry Management										
Piggery Management										
Rabbit Management										
Animal Nutrition Management										
Disease Management										
Feed & fodder technology										
Production of quality animal products										
Others (pl specify)										
Total										
V Home Science/Women empowerment										
Household food security by kitchen gardening and nutrition gardening										
Design and development of low/minimum cost diet										
Designing and development for high nutrient efficiency diet										
Minimization of nutrient loss in processing										
Processing and cooking										
Gender mainstreaming through SHGs										
Storage loss minimization techniques										
Value addition	3	0	92	92	0	0	0	0	92	92
Women empowerment										
Location specific drudgery reduction technologies										
Rural Crafts										
Women and child care	1	0	53	53	0	0	0	0	53	53
Others (pl specify)										
Total	4	0	145	145	0	0	0	0	145	145
VI Agril. Engineering										
Farm Machinery and its maintenance										
Installation and maintenance of micro irrigation systems										
Use of Plastics in farming practices										
Production of small tools and implements										
Repair and maintenance of farm machinery and implements										
Small scale processing and value addition										
Post Harvest Technology										
Others (pl specify)										
Total										
VII Plant Protection										
Integrated Pest Management										
Integrated Disease Management										
Bio-control of pests and diseases										
Production of bio control agents and bio pesticides										
Safe use of pesticides in crop protection	1	55	6	61	0	0	0	55	6	61
Training on natural farming for Krishi Sakhis and CRPs (Plant Protection)	1	10	10	20	5	12	17	15	22	37

Thematic area	No. of courses	Participants								
		Others			SC/ST			Grand Total		
		Male	Female	Total	Male	Female	Total	Male	Female	Total
Total	2	65	16	81	5	12	17	70	28	98
VIII Fisheries										
Integrated fish farming										
Carp breeding and hatchery management										
Carp fry and fingerling rearing										
Composite fish culture										
Hatchery management and culture of freshwater prawn										
Breeding and culture of ornamental fishes										
Portable plastic carp hatchery										
Pen culture of fish and prawn										
Shrimp farming										
Edible oyster farming										
Pearl culture										
Fish processing and value addition										
Others (pl specify)										
Total										
IX Production of Inputs at site										
Seed Production										
Planting material production										
Bio-agents production										
Bio-pesticides production										
Bio-fertilizer production										
Vermi-compost production										
Organic manures production										
Production of fry and fingerlings										
Production of Bee-colonies and wax sheets										
Small tools and implements										
Production of livestock feed and fodder										
Production of Fish feed										
Mushroom Production										
Apiculture										
Others (pl specify)										
Total										
X CapacityBuilding and Group Dynamics										
Leadership development										
Group dynamics										
Formation and Management of SHGs										
Mobilization of social capital										
Entrepreneurial development of farmers/youths										
WTO and IPR issues										
Others (pl specify)										
Total										
XI Agro-forestry										
Production technologies										
Nursery management										
Integrated Farming Systems										
Others (pl specify)										
Total										
GRAND TOTAL	17	183	395	578	35	72	107	218	467	685

Farmers' Training including sponsored training programmes (off campus)

Thematic area	No. of courses	Participants								
		Others			SC/ST			Grand Total		
		Male	Female	Total	Male	Female	Total	Male	Female	Total
I Crop Production										
Weed Management										
Resource Conservation Technologies										
Cropping Systems										
Crop Diversification										
Integrated Farming										
Micro Irrigation/irrigation										
Seed production										
Nursery management										

Thematic area	No. of courses	Participants								
		Others			SC/ST			Grand Total		
		Male	Female	Total	Male	Female	Total	Male	Female	Total
Integrated Crop Management										
Soil & water conservation										
Integrated nutrient management	11	0	0	0	199	133	332	199	133	332
Production of organic inputs										
Others (pl specify)										
Total	11	0	0	0	199	133	332	199	133	332
II Horticulture										
a) Vegetable Crops										
Production of low value and high value crops	1	0	0	0	2	13	15	2	13	15
Off-season vegetables	2	0	0	0	47	34	81	47	34	81
Nursery raising	1	0	0	0	1	15	16	1	15	16
INM in vegetables	4	40	29	69	21	12	33	61	41	102
ICM in vegetables	4	85	31	116	35	12	47	120	43	163
Grading and standardization										
Protective cultivation	2	49	25	74	0	0	0	49	25	74
Others (pl specify) Urban gardening	6	20	196	216	4	38	42	24	234	258
Total (a)	20	194	281	475	110	124	234	304	405	709
b) Fruits										
Training and Pruning	1	37	2	39	0	0	0	37	2	39
Layout and Management of Orchards										
Cultivation of Fruit										
Management of young plants/orchards										
Rejuvenation of old orchards										
Export potential fruits										
Micro irrigation systems of orchards										
Plant propagation techniques										
Others (pl specify)										
Total (b)	1	37	2	39	0	0	0	37	2	39
c) Ornamental Plants										
Nursery Management										
Management of potted plants										
Export potential of ornamental plants										
Propagation techniques of Ornamental Plants										
Others (pl specify)										
Total (c)	0	0	0	0	0	0	0	0	0	0
d) Plantation crops										
Production and Management technology	1	0	0	0	20	3	23	20	3	23
Processing and value addition										
Others (pl specify)										
Total (d)	1	0	0	0	20	3	23	20	3	23
e) Tuber crops										
Production and Management technology										
Processing and value addition										
Others (pl specify)										
Total (e)	0	0	0	0	0	0	0	0	0	0
f) Spices										
Production and Management technology										
Processing and value addition										
Others (pl specify)										
Total (f)	0	0	0	0	0	0	0	0	0	0
g) Medicinal and Aromatic Plants										
Nursery management										
Production and management technology										
Post harvest technology and value addition										
Others (pl specify)										
Total (g)	0	0	0	0	0	0	0	0	0	0
Grand Total (a to g)	22	231	283	514	130	127	257	361	410	771
III Soil Health and Fertility Management										
Soil fertility management										
Integrated water management										
Integrated Nutrient Management	6	175	500	625	1555	945	2500	1730	1445	3175
Production and use of organic inputs										
Management of Problematic soils										
Micro nutrient deficiency in crops										
Nutrient Use Efficiency										
Balance use of fertilizers										

Thematic area	No. of courses	Participants								
		Others			SC/ST			Grand Total		
		Male	Female	Total	Male	Female	Total	Male	Female	Total
Soil and Water Testing										
Others (pl specify)										
Total	6	175	500	625	1555	945	2500	1730	1445	3175
IV Livestock Production and Management										
Dairy Management										
Poultry Management										
Piggery Management										
Rabbit Management										
Animal Nutrition Management										
Disease Management										
Feed & fodder technology										
Production of quality animal products										
Others (pl specify)										
Total										
V Home Science/Women empowerment										
Household food security by kitchen gardening and nutrition gardening	3	0	0	0	0	0	0	14	67	81
Design and development of low/minimum cost diet	4	0	0	0	0	0	0	0	184	184
Designing and development for high nutrient efficiency diet	2	0	0	0	0	0	0	0	61	61
Minimization of nutrient loss in processing										
Processing and cooking										
Gender mainstreaming through SHGs										
Storage loss minimization techniques										
Value addition	4	0	0	0	0	0	0	0	135	135
Women empowerment										
Location specific drudgery reduction technologies	3	0	0	0	0	0	0	0	85	85
Rural Crafts										
Women and child care	2	0	0	0	0	0	0	0	56	56
Others (Animal Nutrition Management)	1	0	0	0	0	0	0	0	24	24
Total	19	0	0	0	14	612	626	14	612	626
VI Agril. Engineering										
Farm Machinery and its maintenance										
Installation and maintenance of micro irrigation systems										
Use of Plastics in farming practices										
Production of small tools and implements										
Repair and maintenance of farm machinery and implements										
Small scale processing and value addition										
Post Harvest Technology										
Others (pl specify)										
Total										
VII Plant Protection										
Integrated Pest Management	7	44	4	48	112	80	192	156	84	240
Integrated Disease Management	6	40	0	40	113	43	156	153	43	196
Bio-control of pests and diseases	1	60	0	60	0	0	0	60	0	60
Production of bio control agents and bio pesticides										
Training on natural farming (Plant Protection)	4	49	76	125	360	316	676	409	392	801
Total	18	193	80	273	585	439	1024	778	519	1297
VIII Fisheries										
Integrated fish farming										
Carp breeding and hatchery management										
Carp fry and fingerling rearing										
Composite fish culture										
Hatchery management and culture of freshwater prawn										
Breeding and culture of ornamental fishes										
Portable plastic carp hatchery										
Pen culture of fish and prawn										
Shrimp farming										
Edible oyster farming										
Pearl culture										
Fish processing and value addition										

Thematic area	No. of courses	Participants								
		Others			SC/ST			Grand Total		
		Male	Female	Total	Male	Female	Total	Male	Female	Total
Others (pl specify)										
Total										
IX Production of Inputs at site										
Seed Production										
Planting material production										
Bio-agents production										
Bio-pesticides production										
Bio-fertilizer production										
Vermi-compost production										
Organic manures production										
Production of fry and fingerlings										
Production of Bee-colonies and wax sheets										
Small tools and implements										
Production of livestock feed and fodder										
Production of Fish feed										
Mushroom Production										
Apiculture										
Others (pl specify)										
Total										
X Capacity Building and Group Dynamics										
Leadership development										
Group dynamics										
Formation and Management of SHGs										
Mobilization of social capital										
Entrepreneurial development of farmers/youths										
WTO and IPR issues										
Others (pl specify)										
Total										
XI Agro-forestry										
Production technologies										
Nursery management										
Integrated Farming Systems										
Others (pl specify)										
Total										
GRAND TOTAL	76	599	863	1412	2483	2256	4739	3082	3119	6201

Farmers' Training including sponsored training programmes – CONSOLIDATED (On + Off campus)

Thematic area	No. of courses	Participants								
		Others			SC/ST			Grand Total		
		Male	Female	Total	Male	Female	Total	Male	Female	Total
I Crop Production										
Weed Management										
Resource Conservation Technologies										
Cropping Systems										
Crop Diversification										
Integrated Farming										
Micro Irrigation/irrigation										
Seed production										
Nursery management										
Integrated Crop Management										
Soil & water conservation										
Integrated nutrient management	11	0	0	0	199	133	332	199	133	332
Production of organic inputs										
Others (pl specify)										
Total	11	0	0	0	199	133	332	199	133	332
II Horticulture										
a) Vegetable Crops										
Production of low value and high value crops	1	0	0	0	2	13	15	2	13	15
Off-season vegetables	2	0	0	0	47	34	81	47	34	81
Nursery raising	3	26	89	115	1	15	16	27	104	131
INM in vegetables	4	40	29	69	21	12	33	61	41	102
ICM in vegetables	4	85	31	116	35	12	47	120	43	163
Grading and standardization										
Protective cultivation	3	79	26	105	0	0	0	79	26	105
Others (pl specify) Terrace gardening	11	71	333	404	4	38	42	75	371	446

Thematic area	No. of courses	Participants								
		Others			SC/ST			Grand Total		
		Male	Female	Total	Male	Female	Total	Male	Female	Total
Total (a)	28	301	508	809	110	124	234	411	632	1043
b) Fruits										
Training and Pruning	1	37	2	39	0	0	0	37	2	39
Layout and Management of Orchards										
Cultivation of Fruit										
Management of young plants/orchards										
Rejuvenation of old orchards										
Export potential fruits										
Micro irrigation systems of orchards										
Plant propagation techniques										
Others (pl specify)	1	37	2	39	0	0	0	37	2	39
Total (b)										
c) Ornamental Plants										
Nursery Management										
Management of potted plants										
Export potential of ornamental plants										
Propagation techniques of Ornamental Plants										
Others (pl specify)										
Total (c)										
d) Plantation crops	1	0	0	0	20	3	23	20	3	23
Production and Management technology										
Processing and value addition										
Others (pl specify)	1	0	0	0	20	3	23	20	3	23
Total (d)	1	0	0	0	20	3	23	20	3	23
e) Tuber crops										
Production and Management technology										
Processing and value addition										
Others (pl specify)										
Total (e)	0	0	0	0	0	0	0	0	0	0
f) Spices										
Production and Management technology										
Processing and value addition										
Others (pl specify)										
Total (f)	0	0	0	0	0	0	0	0	0	0
g) Medicinal and Aromatic Plants										
Nursery management										
Production and management technology										
Post harvest technology and value addition										
Others (pl specify)										
Total (g)	0	0	0	0	0	0	0	0	0	0
Grand Total (a to g)	30	338	510	848	130	127	257	468	637	1105
III Soil Health and Fertility Management										
Soil fertility management										
Integrated water management										
Integrated Nutrient Management	9	186	507	643	1585	1005	2590	1771	1512	3283
Production and use of organic inputs										
Management of Problematic soils										
Micro nutrient deficiency in crops										
Nutrient Use Efficiency										
Balance use of fertilizers										
Soil and Water Testing										
Others (pl specify)										
Total	9	186	507	643	1585	1005	2590	1771	1512	3283
IV Livestock Production and Management										
Dairy Management										
Poultry Management										
Piggery Management										
Rabbit Management										
Animal Nutrition Management										
Disease Management										
Feed & fodder technology										
Production of quality animal products										
Others (pl specify)										
Total										
V Home Science/Women empowerment										
Household food security by kitchen gardening and	3	0	0	0	0	0	0	14	67	81

Thematic area	No. of courses	Participants								
		Others			SC/ST			Grand Total		
		Male	Female	Total	Male	Female	Total	Male	Female	Total
nutrition gardening										
Design and development of low/minimum cost diet	4	0	0	0	0	0	0	0	184	184
Designing and development for high nutrient efficiency diet	2	0	0	0	0	0	0	0	61	61
Minimization of nutrient loss in processing										
Processing and cooking										
Gender mainstreaming through SHGs										
Storage loss minimization techniques										
Value addition	7	0	92	92	0	0	0	0	227	227
Women empowerment	1	0	53	53	0	0	0	0	53	53
Location specific drudgery reduction technologies	3	0	0	0	0	0	0	0	85	85
Rural Crafts										
Women and child care	2	0	0	0	0	0	0	0	56	56
Others (Animal Nutrition Management)	1	0	0	0	0	0	0	0	24	24
Total	23	0	145	145	14	612	626	14	757	771
VI Agril. Engineering										
Farm Machinery and its maintenance										
Installation and maintenance of micro irrigation systems										
Use of Plastics in farming practices										
Production of small tools and implements										
Repair and maintenance of farm machinery and implements										
Small scale processing and value addition										
Post Harvest Technology										
Others (pl specify)										
Total										
VII Plant Protection										
Integrated Pest Management	7	44	4	48	112	80	192	156	84	240
Integrated Disease Management	6	40	0	40	113	43	156	153	43	196
Bio-control of pests and diseases	1	60	0	60	0	0	0	60	0	60
Production of bio control agents and bio pesticides										
Safe use of pesticides in crop protection	1	55	6	61	0	0	0	55	6	61
Training on natural farming (Plant Protection)	5	59	86	145	365	328	693	424	414	838
Total	20	258	96	354	590	451	1041	848	547	1395
Integrated fish farming										
Carp breeding and hatchery management										
Carp fry and fingerling rearing										
Composite fish culture										
Hatchery management and culture of freshwater prawn										
Breeding and culture of ornamental fishes										
Portable plastic carp hatchery										
Pen culture of fish and prawn										
Shrimp farming										
Edible oyster farming										
Pearl culture										
Fish processing and value addition										
Others (pl specify)										
Total										
IX Production of Inputs at site										
Seed Production										
Planting material production										
Bio-agents production										
Bio-pesticides production										
Bio-fertilizer production										
Vermi-compost production										
Organic manures production										
Production of fry and fingerlings										
Production of Bee-colonies and wax sheets										
Small tools and implements										
Production of livestock feed and fodder										
Production of Fish feed										
Mushroom Production										

Thematic area	No. of courses	Participants								
		Others			SC/ST			Grand Total		
		Male	Female	Total	Male	Female	Total	Male	Female	Total
Apiculture										
Others (pl specify)										
Total										
X Capacity Building and Group Dynamics										
Leadership development										
Group dynamics										
Formation and Management of SHGs										
Mobilization of social capital										
Entrepreneurial development of farmers/youths										
WTO and IPR issues										
Others (pl specify)										
Total										
XI Agro-forestry										
Production technologies										
Nursery management										
Integrated Farming Systems										
Others (pl specify)										
Total										
GRAND TOTAL	93	782	1258	1990	2518	2328	4846	3300	3586	6886

Training for Rural Youths including sponsored training programmes (On campus)

Area of training	No. of Courses	No. of Participants								
		General/ Others			SC/ST			Grand Total		
		Male	Female	Total	Male	Female	Total	Male	Female	Total
Nursery Management of Horticulture crops										
Training and pruning of orchards										
Protected cultivation of vegetable crops										
Commercial fruit production										
Integrated farming										
Seed production										
Production of organic inputs										
Planting material production										
Vermi-culture										
Mushroom Production										
Bee-keeping										
Sericulture										
Repair and maintenance of farm machinery and implements										
Value addition										
Small scale processing										
Post Harvest Technology										
Tailoring and Stitching										
Rural Crafts										
Production of quality animal products										
Dairying										
Sheep and goat rearing										
Quail farming										
Piggery										
Rabbit farming										
Poultry production										
Ornamental fisheries										
Composite fish culture										
Freshwater prawn culture										
Shrimp farming										
Pearl culture										
Cold water fisheries										
Fish harvest and processing technology										
Fry and fingerling rearing										
Any other (pl. specify)										
TOTAL										

Training for Rural Youths including sponsored training programmes (Off campus)

Area of training	No. of Courses	No. of Participants								
		General/ Others			SC/ST			Grand Total		
		Male	Female	Total	Male	Female	Total	Male	Female	Total
Nursery Management of Horticulture crops										
Training and pruning of orchards										

Area of training	No. of Courses	No. of Participants								
		General/ Others			SC/ST			Grand Total		
		Male	Female	Total	Male	Female	Total	Male	Female	Total
Protected cultivation of vegetable crops										
Commercial fruit production										
Integrated farming										
Seed production										
Production of organic inputs										
Planting material production										
Vermi-culture										
Mushroom Production										
Bee-keeping										
Sericulture										
Repair and maintenance of farm machinery and implements										
Value addition	2	0	68	68	0	0	0	0	68	68
Small scale processing	2	0	73	73	0	0	0	0	73	73
Post Harvest Technology										
Tailoring and Stitching										
Rural Crafts										
Production of quality animal products										
Dairying										
Sheep and goat rearing										
Quail farming										
Piggery										
Rabbit farming										
Poultry production										
Ornamental fisheries										
Composite fish culture										
Freshwater prawn culture										
Shrimp farming										
Pearl culture										
Cold water fisheries										
Fish harvest and processing technology										
Fry and fingerling rearing										
Any other (pl. specify)										
TOTAL	4	0	141	141	0	0	0	0	141	141

Training for Rural Youths including sponsored training programmes – CONSOLIDATED (On + Off campus)

Area of training	No. of Courses	No. of Participants								
		General/ Others			SC/ST			Grand Total		
		Male	Female	Total	Male	Female	Total	Male	Female	Total
Nursery Management of Horticulture crops										
Training and pruning of orchards										
Protected cultivation of vegetable crops										
Commercial fruit production										
Integrated farming										
Seed production										
Production of organic inputs										
Planting material production										
Vermi-culture										
Mushroom Production										
Bee-keeping										
Sericulture										
Repair and maintenance of farm machinery and implements										
Value addition	4	0	141	141	0	0	0	0	141	141
Small scale processing										
Post Harvest Technology										
Tailoring and Stitching										
Rural Crafts										
Production of quality animal products										
Dairying										
Sheep and goat rearing										
Quail farming										
Piggery										
Rabbit farming										
Poultry production										
Ornamental fisheries										
Composite fish culture										
Freshwater prawn culture										

Area of training	No. of Courses	No. of Participants								
		General/ Others			SC/ST			Grand Total		
		Male	Female	Total	Male	Female	Total	Male	Female	Total
Shrimp farming										
Pearl culture										
Cold water fisheries										
Fish harvest and processing technology										
Fry and fingerling rearing										
Any other (pl. specify)										
TOTAL	4	0	141	141	0	0	0	0	141	141

Training programmes for Extension Personnel including sponsored training (on campus)

Area of training	No. of Courses	No. of Participants								
		General/ Others			SC/ST			Grand Total		
		Male	Female	Total	Male	Female	Total	Male	Female	Total
Productivity enhancement in field crops										
Integrated Pest Management (Agri. clinic)	1	22	7	29	0	0	0	22	7	29
Integrated Nutrient management										
Rejuvenation of old orchards										
Protected cultivation technology										
Production and use of organic inputs										
Care and maintenance of farm machinery and implements										
Gender mainstreaming through SHGs										
Formation and Management of SHGs										
Women and Child care										
Low cost and nutrient efficient diet designing										
Group Dynamics and farmers organization										
Information networking among farmers										
Capacity building for ICT application										
Management in farm animals										
Livestock feed and fodder production										
Household food security										
Any other (pl. specify)										
TOTAL	1	22	7	29	0	0	0	22	7	29

Training programmes for Extension Personnel including sponsored training (off campus)

Area of training	No. of Courses	No. of Participants								
		General/ Others			SC/ST			Grand Total		
		Male	Female	Total	Male	Female	Total	Male	Female	Total
Productivity enhancement in field crops										
Integrated Pest Management										
Integrated Nutrient management	1	69	5	74	0	0	0	69	5	74
	1	23	34	57	0	0	0	23	34	57
Rejuvenation of old orchards										
Protected cultivation technology										
Production and use of organic inputs										
Care and maintenance of farm machinery and implements										
Gender mainstreaming through SHGs										
Formation and Management of SHGs										
Women and Child care	1	0	50	50	0	0	0	0	50	50
Low cost and nutrient efficient diet designing										
Group Dynamics and farmers organization										
Information networking among farmers										
Capacity building for ICT application										
Management in farm animals										
Livestock feed and fodder production										
Household food security										
Sponsored training on natural farming (Plant Protection)	1	56	12	68	26	13	39	82	25	107
TOTAL	4	148	101	249	26	13	39	174	114	288

Training programmes for Extension Personnel including sponsored training – CONSOLIDATED (On + Off campus)

Area of training	No. of Courses	No. of Participants								
		General/ Others			SC/ST			Grand Total		
		Male	Female	Total	Male	Female	Total	Male	Female	Total
Productivity enhancement in field crops										
Integrated Pest Management (Agri. clinic)	1	22	7	29	0	0	0	22	7	29
Integrated Nutrient management	1	69	5	74	0	0	0	69	5	74
	1	23	34	57	0	0	0	23	34	57
Rejuvenation of old orchards										
Protected cultivation technology										
Production and use of organic inputs										
Care and maintenance of farm machinery and implements										
Gender mainstreaming through SHGs										
Formation and Management of SHGs										
Women and Child care	1	0	50	50	0	0	0	0	50	50
Low cost and nutrient efficient diet designing										
Group Dynamics and farmers organization										
Information networking among farmers										
Capacity building for ICT application										
Management in farm animals										
Livestock feed and fodder production										
Household food security										
Sponsored training on natural farming (Plant Protection)	1	56	12	68	26	13	39	82	25	107
TOTAL	5	170	108	278	26	13	39	196	121	317

Sponsored training programmes

Area of training	No. of Courses	No. of Participants								
		General/ Others			SC/ST			Grand Total		
		Male	Female	Total	Male	Female	Total	Male	Female	Total
Crop production and management										
Increasing production and productivity of crops										
Commercial production of vegetables	1	42	8	50	0	0	0	42	8	50
Production and value addition										
Fruit Plants	1	0	0	0	0	34	34	0	34	34
Ornamental plants										
Spices crops										
Soil health and fertility management	1	60	10	70	0	0	0	60	10	70
Production of Inputs at site										
Methods of protective cultivation										
Others (pl. specify)										
Total										
Post harvest technology and value addition										
Processing and value addition										
Others (pl. specify)										
Total										
Farm machinery										
Farm machinery, tools and implements										
Others (pl. specify)										
Total										
Livestock and fisheries										
Livestock production and management										
Animal Nutrition Management										
Animal Disease Management										
Fisheries Nutrition										
Fisheries Management										
Others (pl. specify)										
Total										
Home Science										
Household nutritional security										
Economic empowerment of women	3	0	84	84	0	31	31	0	115	115
Drudgery reduction of women										
Others (pl. specify)										

Area of training	No. of Courses	No. of Participants								
		General/ Others			SC/ST			Grand Total		
		Male	Female	Total	Male	Female	Total	Male	Female	Total
Total	3	0	84	84	0	31	31	0	115	115
Agricultural Extension										
Capacity Building and Group Dynamics										
Integrated Pest and Disease Management	1	0	0	0	24	34	58	24	34	58
Total	1	0	0	0	24	34	58	24	34	58
GRAND TOTAL	7	102	102	204	24	99	123	126	201	327

Details of vocational training programmes carried out by KVKs for rural youth (4 or more than 4 days)

Area of training	No. of Courses	No. of Participants								
		General/ Others			SC/ST			Grand Total		
		Male	Female	Total	Male	Female	Total	Male	Female	Total
Crop production and management										
Commercial floriculture										
Commercial fruit production										
Commercial vegetable production										
Integrated crop management										
Organic farming										
Others (pl. specify)										
Total										
Post harvest technology and value addition										
Value addition	3	0	85	85	0	43	43	0	128	128
Others (pl. specify)										
Total	3	0	85	85	0	43	43	0	128	128
Livestock and fisheries										
Dairy farming										
Composite fish culture										
Sheep and goat rearing										
Piggery										
Poultry farming										
Others (pl. specify)										
Total										
Income generation activities										
Vermicomposting										
Production of bio-agents, bio-pesticides, bio-fertilizers etc.										
Repair and maintenance of farm machinery and implements										
Rural Crafts										
Seed production										
Sericulture										
Mushroom cultivation	2	39	14	53	24	9	33	63	23	86
Nursery, grafting etc.										
Tailoring, stitching, embroidery, dyeing etc.										
Agril. para-workers, para-vet training										
Others - (Bamboo articles)	1	0	0	0	0	30	30	0	30	30
Total	1	0	0	0	0	30	30	0	30	30
Agricultural Extension										
Capacity building and group dynamics										
Others (pl. specify)										
Total										
Grand Total	6	39	99	138	24	82	106	63	181	244

3.5. Extension Programmes

Sr. No.	Activities	No. programmes	No. of Beneficiaries (PF/FW/RV)			No. of Extension personnel	Total
			Male	Female	Total		
1	Farmers' Fair/ Day (Krishi mela, Khedut Sammelan)	4	2430	1844	4274	68	4342
2	Field Day	3	55	21	76	6	82
3	Khedut Shibir	3	844	989	1833	22	1855
4	Kishan Gosthi	2	79	12	91	2	93
5	Farmers-Scientist Interaction	2	214	134	348	4	352
6	Film Show	92	2126	4167	6293	3	6296
7	Exhibition	6	78156	96201	174357	260	174617
8	Advisory services						
	Scientist visit to farmer's field	148	571	1731	2300	37	2337
	Farmers visit to KVK	673	1737	1008	2745	1	2746
	Telephone help line	6864	3518	3346	6864	0	6864
	WhatsApp/Social media Advisories (Monthly)	-	8104	10074	18178	0	18178
9	Exposure Tour	01	32	19	53	1	53
10	Guest Lecture	147	24250	26735	51093	131	51224
11	Celebration of different days						
	Celebration of International Women's day (05/03/2025)	1	00	38	38	1	39
	Celebration of World Bee Day (20/05/2025)	1	40	0	40	4	44
	Celebration of World Environment Day(05/06/2025)	1	46	53	99	6	105
	Celebration of World Honeybee Day (16/08/2025)	1	44	4	48	1	49
	Celebration of Bhumi-Suposhan Programme (01/04/2025 to 30/04/2025)	1	311	159	470	30	500
	Celebration of <i>Parthenium</i> Awareness Week(16/08/2025 to 22/08/2025)	1	34	150	184	5	189
	Celebration of Van Mahotsav- 2024 (07/07/2025)	1	14	11	25	3	16
	Celebration of Van Mahotsav- 2024 (11/07/2025)	1	07	04	11	1	16
	Celebration of Poshan Pakhavada 2025 (08-22/04/2025)	3	25	134	159	3	162
	Celebration of Poshan maah (17-30/09/2025)	7	1120	761	1881	6	1887
	Awareness of Natural Farming & Biochar	68	10242	5196	15438	75	15513
	Swachata Abhiyan Programme (17-09-2025 to 02-10-2025)	09	1159	895	2054	10	2064
12	Seminar, Webinar, Conference	12	609	320	929	54	983

13	Research paper published	06	-- Published in Journal --			0	0
14	Abstract of Research Paper	03	Compendium of National Seminar, National Conference and National Symposium			0	0
15	Newspaper Coverage	62	-- Published in Local printed Newspaper--			0	835500
16	News in Electronic media	135	YouTube, Facebook, Instagram, Twitter(X), WhatsApp			0	6996
17	Popular Article	06	Published in News paper, Magazine & Book			0	0
Other Extension Activities							
18	FLD meeting	18	105	80	185	10	195
19	Farmers meeting	02	28	25	53	4	57
20	Farm women meeting	01	00	26	26	0	26
21	FLD visit	37	87	49	136	3	139
22	Field visit	105	356	272	628	3	631
23	Extension literature distributed	16	1320	1245	2565	20	2585
24	OFT meeting	02	25	10	35	0	35
25	Diagnostic visit	61	163	38	201	4	205
26	Method Demonstration	151	2151	1909	4060	40	4100
27	Student visit to KVK	06	30	10	40	5	45
28	Farm women Shibir	02	00	104	104	2	106
29	PM Kisan Webcast	03	963	903	1866	25	1891
30	PMDDKY Webcast	01	342	296	638	10	648
TOTAL		8669	141337	158973	300418	860	1143765

Note- Advisory services includes social media, website, telephonic calls etc.

Details of other extension programmes:

Particulars	Number
Electronic Media (CD./DVD)	00
Extension Literature	16
Newspaper coverage	62
Popular articles	06
Radio Talks	00
TV Talks	00
Animal health camps (Number of animals treated)	00
Social Media (No. of platforms Used)	5
Others (pl. specify)	--
Total	89

3.6 Online activities during year 2025

S. No.	Activity Type	Mode of implementation (Video conferencing / Audio Conferencing / Facebook Live / YouTube Live/ Zoom/ Google meet/ Webex etc.)	Title of Program	No. of Programmes	No. of Participants/ Views
A	Farmers training				
1	Night webinar	Google meet	Terrace gardening	1	42
	Total			1	42
B	Farmers scientist's interaction programme				
C	Farmers seminars				
D	Expert lectures				
E	Any other (Pl. specify)				
	Grand Total (A+B+C+D+E)	Google meet	Terrace gardening	1	42

3.7. PRODUCTION OF SEED/PLANTING MATERIAL AND BIO-PRODUCTS

Production of seeds by the KVKs

Crop	Name of the crop	Name of the variety	Name of the hybrid	Quantity of seed (q)	Value (Rs)	Number of farmers
Cereals	Paddy	GR- 17 (Sardar)	-	158.0	505600	200
		GNR-3	--	31.25	100000	14
Oilseeds	-	-	-	-	-	-
Pulses	-	-	-	-	-	-
Commercial crops	-	-	-	-	-	-
Vegetables	-	-	-	-	-	-
Flower crops	-	-	-	-	-	-
Spices	-	-	-	-	-	-
Fodder crop seeds	-	-	-	-	-	-
Fiber crops	-	-	-	-	-	-
Forest Species	-	-	-	-	-	-
Others	-	-	-	-	-	-
Total						

Production of planting materials by the KVK

Crop	Name of the crop	Name of the variety	Name of the hybrid	Number	Value (Rs.)	Number of farmers
Commercial	-	-	-	-	-	-
Vegetable seedlings	-	-	-	-	-	-
Fruits	-	-	-	-	-	-
Ornamental plants	-	-	-	-	-	-
Medicinal and Aromatic	-	-	-	-	-	-
Plantation	-	-	-	-	-	-
Spices	-	-	-	-	-	-
Tuber	-	-	-	-	-	-
Fodder crop saplings	-	-	-	-	-	-
Forest Species	-	-	-	-	-	-
Others	-	-	-	-	-	-
Total						

Production of Bio-Products

Bio Products	Name of the bio-product	Quantity	Value (Rs.)	No. of Farmers
		Kg/Lit		
Bio Fertilizers	-	-	-	-
Bio-pesticide	-	-	-	-
Bio-fungicide	-	-	-	-
Bio Agents	-	-	-	-
Others	-	-	-	-
Total				

Production of livestock materials

Particulars of Live stock	Name of the animal / bird / aquatics	Name of the breed	Type of Produce	unit (no./ lit/kg)	Quantity	Value (Rs.)	No. of Farmers
Dairy animals	-	-	-	-	-	-	-
Cows	-	-	-	-	-	-	-

Buffaloes	-	-	-	-	-	-	-
Calves	-	-	-	-	-	-	-
Others (Pl. specify)	-	-	-	-	-	-	-
	-	-	-	-	-	-	-
Poultry	-	-	-	-	-	-	-
Broilers	-	-	-	-	-	-	-
Layers	-	-	-	-	-	-	-
Duals (broiler and layer)	-	-	-	-	-	-	-
Japanese Quail	-	-	-	-	-	-	-
Turkey	-	-	-	-	-	-	-
Emu	-	-	-	-	-	-	-
Ducks	-	-	-	-	-	-	-
Others (Pl. specify)	-	-	-	-	-	-	-
	-	-	-	-	-	-	-
Piggery	-	-	-	-	-	-	-
Piglet	-	-	-	-	-	-	-
Others (Pl. specify)	-	-	-	-	-	-	-
	-	-	-	-	-	-	-
Fisheries	-	-	-	-	-	-	-
Indian carp	-	-	-	-	-	-	-
Exotic carp	-	-	-	-	-	-	-
Others (Pl. specify)	-	-	-	-	-	-	-
	-	-	-	-	-	-	-
Total							

4. Literature Developed/Published (with full title, author & reference)

A. KVK News Letter ((Date of start, Periodicity, number of copies distributed etc.): Nil

B. Literature developed/published

Item	Citation/ Title	Authors name	Number
Research paper (Give Citation)	Effect of apical pinching on Okra.	Bhakti Panchal, D. R. Bhanderi and R. V. Tank (2025)	<i>The international journal of applied research in veterinary medicine</i> 20-1(B):96-101. NAAS rating: 5.00, Scopus:Q4
Research paper	Effect of growth regulators on okra.	Bhakti Panchal, DR Bhanderi, Priyanka Patel, RV Tank and AR Gadhiya (2025)	<i>International journal of advanced biochemistry research</i> SP-9 (8): 1439-1442. NAAS rating: 5.29
Research paper	Smart timing and low tunnel covering: enhancing off season cowpea yield and profitability in the bara tract of South Gujarat, India.	Ankitkumar Gadhiya, D. R. Bhanderi, Y. N. Tandel, P. M. Sankhla, Priyanka Patel and Bhakti Panchal (2025)	<i>International journal of plant & soil science</i> 37 (9): 243-248. NAAS rating: 5.07
Research paper	Rooted Wisdom: Reviving Indigenous Traditional Knowledge (ITK) for Sustainable Tuber Crops in Gujarat,	Himani B. Patel, C. G. Intwala, Kiran P. Suthar, Bhakti B. Panchal, Hetal R. Rathod and K. L. Chaudhary (2025)	<i>The international journal of applied research in veterinary medicine</i> 20-1(C): 148-160. NAAS rating: 5.00, Scopus:Q4
Research paper	Survey of major insect pests, natural enemies and diseases of brinjal in tribal belt of Surat district in Gujarat, India.	Patel, R. K., Chawda, S. K., Patel, H. V., Patel, A. T., Rathod J. H. and Pastagia, J. J. (2025).	<i>International Journal of Environment and Climate Change</i> , 15(2): 87-101. (NAAS Score: 5.16)
Research paper	Awareness and adoption of kitchen gardening in urban areas.	Bhimani, G. J., Rathod, J. H. and Prajapati, M. R. (2025).	<i>Gujarat Journal of Extension Education</i> , 40(1): 18-21. (ISSN 2322 - 0678) (NAAS Score: 5.30)
Research paper	Evaluation of different plant extracts under <i>in vitro</i> condition against <i>Fusarium oxysporum</i> f. sp. <i>vasinfectum</i> (FOV) causing wilt disease of cotton under South	Manavadria, T. D., Sandipan P. B., Patel, R. K., Patel, P. S., Sangani, P. N., Bhardwaj, J., Ruwali, P., Sharma, K. and Kodavala, P. J. (2025).	<i>Journal of Experimental Agriculture International</i> , 47(4): 347-356. (NAAS Score: 5.14)

	Gujarat, India.		
Technical reports	MPR (12), QPR (4), SAP (12), SAP(4), AE MPR (12), SAC report (1), FLD report, TSP report (4), Natural Farming Fortnight report (24), AAP (1), APR (1), Monthly Progress Report (12), AGRESCO (3), ZREAC report (1), Proactive Disclosure, Natural Farming Quarterly report (3)	Senior Scientist & All Scientists	Periodically
News letters	0	0	0
Technical bulletins	0	0	0
Popular article	Growth regulation practices in important fruit crops	Panchal, Bhakti B. (2025)	<i>Just Agriculture: e- newsletter</i> , 5(5). p. 112-114
Popular article	Plant Growth Regulators in Vegetable Crops	Panchal, Bhakti B. (2025)	<i>Just Agriculture: e- newsletter</i> , 5(7). p. 68-77
Popular article	Grafting: key tools for quality and quantity Vegetable culture	Panchal, Bhakti B. (2025)	<i>Just Agriculture: e- newsletter</i> , 5(9). p. 64-68
Popular article	Pollen management in date palm	Panchal, Bhakti B., Sharma, K. M., Tank R.V. and Bhanderi, D. R. (2025)	<i>Just Agriculture: e- newsletter</i> , 5(12). p. 96-99
Popular article	Green house cultivation	Panchal, Bhakti B. (2025).	<i>Just Agriculture: e- newsletter</i> , 6 (1). p. 126-132
Popular article	Protected cultivation of tomato	Panchal, Bhakti (2025)	<i>Just Agriculture: e- newsletter</i> , 6 (3). p. 21-27
Popular article	Terrace gardening	Panchal, Bhakti, Bhimani, G.J. and Rathod, J. H. (2025)	Narmada Kisan Pariwar Patra-e-NKPP, 56. 9-12
Extension literature	Swasthyavardhak Halku Dhanya-Nagali	Bhimani, G. J., Trivedi, S. J., Patel, R. K., Panchal, B. B., and Rathod, J. H. (2025).	Pub. No.: NAU/04/05/121/2025
Extension literature	Millettsma mulyavardhan	Bhimani, G. J., Trivedi, S. J., Panchal, B. B., Patel, R. K., and Rathod, J. H. (2025).	Pub. No.: NAU/04/05/122/2025
Extension literature	Aaharma milletsni agatyata	Bhimani, G. J., Panchal, B. B., Patel, R. K., Trivedi, S. J., and Rathod, J. H. (2025).	Pub. No.: NAU/04/05/123/2025
Extension literature	Mashroomma mulyavardhan	Bhimani, G. J., R. K., Panchal, B. B., Trivedi, S. J., Patel, and Rathod, J. H. (2025).	Pub. No.: NAU/04/05/124/2025
Extension literature	KVK parichay	Bhimani, G. J., Trivedi, S. J., Patel, R. K., Panchal, B. B., and Rathod, J. H. (2025).	Pub. No.: NAU/04/05/125/2025
Extension literature	Papdini Sudharel kheti padhdhati	Panchal B. B., Patel R. K., Trivedi, S.J. and Rathod, J. H. (2025)	NAU, Pub. No. 107/2025.
Extension literature	Tuvarnu Sudharel kheti padhdhati	Panchal B. B., Patel R. K., Trivedi, S.J. and Rathod, J. H. (2025)	NAU, Pub. No. 108/2025
Extension literature	Terrace gardening	Panchal B. B., Patel R. K., Trivedi, S.J., Bhimani, G. J. and Rathod, J. H. (2025)	NAU, Pub. No. 120/2025
Others (Book)	Sustainable Horticulture: Innovations and Applications	Khushboo Tandon, Sarita Paikra, Bhakti B. Panchal, Tanishka Saikia and Bishnupada Giri (2025).	Swastik publishing house, New Delhi, ISBN: 978-93-95345-98-9
TOTAL	24	24	24

C. Details of Electronic Media Produced

S. No.	Type of media (CD / VCD / DVD/ Audio-Cassette)	Title of the programme	Number
1	0	0	0

D. Details of Social Media Platforms Created / Used

S. No.	Type of social media platform	No of events (uploaded video/post/story etc.	Title of social media	Number of Followers/ Subscribers
1	YouTube Channel (no of video uploaded)	4		373/23
2	Facebook page/ Account (no of Post)	160		4996
3	Mobile Apps	0	0	0
4	WhatsApp groups	24	135	18178
5	Twitter Account	134		
6	Any other (Pl. Specify)			

D. Success Stories / Case studies, if any (two or three pages write-up on each case with suitable action photographs. The Success Stories / Case Studies need not be restricted to the reporting period).

D. Success Stories / Case studies, if any

1. Natural farming in banana

1	Name of Farmer	Kalpeshkumar Ramanbhai Patel				
2	Father's Name	Ramanbhai Patel				
3	Date of birth	05/04/1988				
4	Postal Address	Saras (Navapura), Near Siddhnath temple, Ta; Olpad, Dist; Surat, 394540				
5	Mobile No.	9924319499				
6	Email Id	kalpesh9499@gmail.com				
7	Educational qualification	M.A.				
8	Total land	Owned : 0.8296 ha, Taken on rent : 0.70 ha				
9	New technologies developed	(1) Highest banana bunch weight of 73 kg in 4 th ratoon (2) I have taken 6 ratoons for one plantation (farmers taking just one ratoons) (3) Doing natural farming not using any chemicals in my orchard from last 6 years (4) Doing value addition and makes powder, fig and waffers (3 flavours)				
10	Activities wise income, cost benefit ratio, gross and net income year wise for previous five years.	Crop: Horticultural crops				
		Year	Variety	Area (ha)	Yield (tonnes/ha)	Total Production in tonnes
		2021-22	Grand Naine	0.8296	67.5	56 t
		2022-23	Grand Naine	0.8296	72.3	60 t
		2023-24	Grand Naine	0.8296	87.79	72 t
11	What improvement have been effected for productivity, profitability and sustainability/ enhancement.	I am following high density plantation at 6x4 ft,6x6 ft and 5x7 ft. I am not using plastic crop bag but following live bunch protection. I am using alternate row irrigation for saving water. I applied for new drip unit.				
12	Any spread effect on Fellow Farmers	The most important side of my Banana Farming, (1) I am strictly following Natural Farming. (2) I have not use any chemicals (fertilizers pesticides, weedicides) in my orchard from 2019(last 6 years). (3) In general farmers are taking 1 or 2 ratoons. I have taken 6 ratoons. (4) I am not using chemicals for ripen the banana bunch. (5) I taking 2 crops in 18 months by managing cultural properties and also doing natural mulching by keeping harvested plant standing				





2. Vegetable cultivation through natural farming

1	Name of Farmer	Pratimaben Dharmendrabhai Patel
2	Father's Name	Dharmendrabhai Patel
3	Date of birth	21/09/1984
4	Postal Address	23, Mora faliyu, Vansva, Choryasi, VTC; Vansva, Dist; Surat
5	Mobile No.	9687708384
6	Educational qualification	10 th

7	Total land	3 Vingha																																																																					
8	New technologies developed	Five Aayams – Jeevamrut, Bijamrut, Aachadan, Vafsa (Bhej), Jaiv Vividhara (sahajiv Pak), Others – Sunthashtra, Brahmastra, Dusparni Ark, Agniashtra, Nimastra and many others.																																																																					
9	Activities wise income, cost benefit ratio, gross and net income year wise for previous five years.	<p>Crop: Horticultural crops</p> <table border="1"> <thead> <tr> <th rowspan="2">Name of Vegetable</th> <th colspan="2">2022</th> <th colspan="2">2023</th> <th colspan="2">2024</th> </tr> <tr> <th>Area (Vingha)</th> <th>Pro., kg</th> <th>Area (Vingha)</th> <th>Pro., kg</th> <th>Area (Vingha)</th> <th>Pro., kg</th> </tr> </thead> <tbody> <tr> <td>Fenugreek Leaves</td> <td>2</td> <td>3500</td> <td>2.5</td> <td>4600</td> <td>2.5</td> <td>5760</td> </tr> <tr> <td>Amaranth Leaves</td> <td>3</td> <td>8640</td> <td>2</td> <td>6120</td> <td>3.5</td> <td>7200</td> </tr> <tr> <td>Green Garlic</td> <td>0.5</td> <td>1300</td> <td>1</td> <td>2400</td> <td>2.5</td> <td>4800</td> </tr> <tr> <td>Spinach Leaves</td> <td>2</td> <td>8000</td> <td>3</td> <td>15000</td> <td>3</td> <td>17000</td> </tr> <tr> <td>Musk-Melon</td> <td>1</td> <td>2000</td> <td>1.5</td> <td>2700</td> <td>2.75</td> <td>5800</td> </tr> <tr> <td>Ridge Gourd</td> <td>0.5</td> <td>1000</td> <td>1</td> <td>2300</td> <td>1.5</td> <td>3600</td> </tr> <tr> <td>Lady's Finger</td> <td>0.5</td> <td>500</td> <td>0.5</td> <td>700</td> <td>1</td> <td>1300</td> </tr> <tr> <td>Bottle Gourd</td> <td>1</td> <td>1000</td> <td>1</td> <td>1200</td> <td>1.5</td> <td>1500</td> </tr> </tbody> </table>	Name of Vegetable	2022		2023		2024		Area (Vingha)	Pro., kg	Area (Vingha)	Pro., kg	Area (Vingha)	Pro., kg	Fenugreek Leaves	2	3500	2.5	4600	2.5	5760	Amaranth Leaves	3	8640	2	6120	3.5	7200	Green Garlic	0.5	1300	1	2400	2.5	4800	Spinach Leaves	2	8000	3	15000	3	17000	Musk-Melon	1	2000	1.5	2700	2.75	5800	Ridge Gourd	0.5	1000	1	2300	1.5	3600	Lady's Finger	0.5	500	0.5	700	1	1300	Bottle Gourd	1	1000	1	1200	1.5	1500
Name of Vegetable	2022			2023		2024																																																																	
	Area (Vingha)	Pro., kg	Area (Vingha)	Pro., kg	Area (Vingha)	Pro., kg																																																																	
Fenugreek Leaves	2	3500	2.5	4600	2.5	5760																																																																	
Amaranth Leaves	3	8640	2	6120	3.5	7200																																																																	
Green Garlic	0.5	1300	1	2400	2.5	4800																																																																	
Spinach Leaves	2	8000	3	15000	3	17000																																																																	
Musk-Melon	1	2000	1.5	2700	2.75	5800																																																																	
Ridge Gourd	0.5	1000	1	2300	1.5	3600																																																																	
Lady's Finger	0.5	500	0.5	700	1	1300																																																																	
Bottle Gourd	1	1000	1	1200	1.5	1500																																																																	
10	What improvement have been effected for productivity, profitability and sustainability/enhancement.	From Market , ATMA Project , Adani & shell company project																																																																					
11	Any spread effect on Fellow Farmers	Growing Vegetables is beneficial as we can grow different types of vegetables all season and all months and we can sell vegetables produce easily at many places including village and nearby markets.																																																																					





3. Entrepreneurship development through mushroom cultivation

Name of Farmer/ Entrepreneur	Anitaben Vikrambhai Rathod
Address	Jalaram Mushroom Unit, Village: Mota, Taluka: Bardoli, District: Surat, Gujarat
Mobile No.	+91 8401132554
Education	Master of Social Work (MSW)
Age	39 years
Total Land	-
Crops Cultivated	Oyster Mushroom cultivation
Situation analysis/Problem statement	Anitaben live in the village Baben of Bardoli taluka, Surat district. Her native place is village Moti Falod of Bardoli taluka, Surat district. She completed her education in Master of Social Work (MSW). After completion of study, she joined her first service at GVK EMRI (Emergency Management and Research institute), Ahmedabad. She performed her duties as female counsellor during 2017 to 2019. Thenafter she joined service at PBSC (Police Station Based Support Centre), Limbayat Police Station, Surat during 2019 to 2022. She did not satisfied with her job. She was looking for a new idea of business with lower investment and generate income in short period.
KVK intervention	She visited Krishi Vigyan Kendra, Vyara and gained initial knowledge of mushroom farming during 2022. She started cultivation of oyster mushroom with only 10 bags at her native place of village Moti Falod, Bardoli taluka, Surat district in January 2022. She distributed first production of fresh oyster mushroom among village people without any cost. Brother Nitinbhai joined with her in mushroom cultivation. From June-2023, they shifted mushroom production unit from village Moti Falod, Bardoli taluka to village Madhi. The distance of Madhi is about 22 km from their place of living village Baben, so face difficulties to maintain mushroom production unit. In five months, they shifted mushroom production unit from village Madhi to Mota, Bardoli taluka, Surat district. Anitaben has participated in three months training on “Mushroom cultivation & spawn production” from 15/07/2023 to 14/10/2023 at Centre of Excellence on Mushroom Research, College of Agriculture, Navsari Agricultural University, Waghai (The

	Dangs). From last four years, Anitaben has successfully cultivated oyster mushroom with her brother and family members. The scientist (Plant Protection), Krishi Vigyan Kendra, Surat often visited mushroom production unit at village Mota and provided appropriate guidance.																				
Output	<p>During 2024-25, total 820 kg oyster mushroom was produced from mushroom production unit at village Mota of Bardoli taluka, Surat district. They sell fresh oyster mushroom in Bardoli taluka place and surrounding villages. The production and economics data of oyster mushroom for last three years are indicated in the table.</p> <table border="1"> <thead> <tr> <th>Season/Year</th> <th>Mushroom Production (Kg)</th> <th>Total Income (Rs.)</th> <th>Total Cost (Rs.)</th> <th>Net Profit (Rs.)</th> </tr> </thead> <tbody> <tr> <td>2022-2023</td> <td>285</td> <td>64740</td> <td>14200</td> <td>50540</td> </tr> <tr> <td>2023-2024</td> <td>540</td> <td>120560</td> <td>29970</td> <td>90590</td> </tr> <tr> <td>2024-2025</td> <td>820</td> <td>191250</td> <td>38630</td> <td>152620</td> </tr> </tbody> </table>	Season/Year	Mushroom Production (Kg)	Total Income (Rs.)	Total Cost (Rs.)	Net Profit (Rs.)	2022-2023	285	64740	14200	50540	2023-2024	540	120560	29970	90590	2024-2025	820	191250	38630	152620
Season/Year	Mushroom Production (Kg)	Total Income (Rs.)	Total Cost (Rs.)	Net Profit (Rs.)																	
2022-2023	285	64740	14200	50540																	
2023-2024	540	120560	29970	90590																	
2024-2025	820	191250	38630	152620																	
Outcome	<ul style="list-style-type: none"> • They (Anitaben and family) realized that even a small space can generate good income from mushroom cultivation. • They sell fresh oyster mushroom between price ranges of Rs.225-280 per kg. • All quantity of fresh oyster mushroom sold in the local vegetable market of Bardoli and surround nearby villages. • Mushroom cultivation require lower investment and produce in short period of time. • Fresh oyster mushroom is a perishable food, if we could not sell a fresh crop, we can dry and preserve it easily (no higher cost technology or machinery required) 																				
Photographs:																					

E. Give details of innovative methodology or innovative technology of Transfer of Technology developed and used during the year

Technology transfer – OLN-Novel, Novel plus, Novel Prime, Fruit fly trap (Fruits and vegetable), Bio-fertilizers

F. Give details of indigenous technology practiced by the farmers in the KVK operational area which can be considered for technology development (in detail with suitable photographs)

S. No.	Crop / Enterprise	ITK Practiced	Purpose of ITK
1	Caster	Soak seed with sour butter milk overnight to control the catter piller in caster crop and may be used in other crops too.	Plant Protection
2	Paddy	Removed of tips in Paddy and other seedlings to enhance drought tolerance and also sustained to water logging/ flowing condition.	Agronomy

5.1. Indicate the specific training need analysis tools/methodology followed for

A. Practicing Farmers

- Group discussion
- Power point presentation
- Method demonstration

B. Rural Youth

- Group discussion
- Power point presentation
- Method demonstration

C. In-service personnel

- a) Group discussion
- b) Power point presentation
- c) Method demonstration

5.2. Indicate the methodology for identifying OFTs/FLDs– As per methodology mentioned in table 2.7

5.3. Field activities– As mentioned in Table No. 2.7 and 3.1 B

6. LINKAGES

A. Functional linkage with different organizations

Name of organization	Nature of linkage
ATMA	Training, Exhibitions, Best ATMA Award Participation, Meeting
Line departments (Horticulture & Agriculture)	Training, Seminar, Exhibition and Shibir
Animal Husbandry	Pasupalan Shibir
NABARD	Trainings, FLD distribution, Exhibition
Ambuja Cement Foundation	Meeting
Forest	Shibir
Care India	Trainings, Special Day Celebration, Shibir
KVSVS	Trainings, Special Day Celebration
ICDS	Training, Exhibition, Millets Recipe Competition
AMNS	Training, Shibir
Ideal Image	Training, Shibir
ADANI	Training, Shibir
DRDA	Shibir
KRIBHCO	Training, Shibir
IFFCO	Shibir
Ambedkar Trust	Training, Shibir

NB The nature of linkage should be indicated in terms of joint diagnostic survey, joint implementation, participation in meeting, contribution received for infrastructural development, conducting training programmes and demonstration or any other

B. List special programmes undertaken by the KVK and operational now, which have been financed by State Govt./Other Agencies

Name of the scheme	Date/ Month of initiation	Funding agency(State Govt./Other Agencies)	Amount (Rs.)
-	-	-	-

C. Details of linkage with ATMA

a) Is ATMA implemented in your district Yes

If yes, role of KVK in preparation of SREP of the district?

Coordination activities between KVK and ATMA

S. No.	Programme	Particulars	No. of programmes attended by KVK staff	No. of programmes Organized by KVK	No of Farmers attending
01	Meetings		4	4	0
02	Research projects	0	0	0	0
03	Training programmes		14	14	
04	Demonstrations	-	-	-	-
05	Extension Programmes				
	Kisan Mela		1	1	780
	Technology Week	-	-	-	-
	Exposure visit	-	-	-	-
	Exhibition	-	1	1	780
	Soil health camps	-	-	-	-
	Animal Health Campaigns	-	-	-	-

	Others (Pl. specify)	-	-	-	-
06	Publications				
	Video Films	-	-	-	-
	Books	-	-	-	-
	Book chapter	-	-	-	-
	Extension Literature	-	-	-	-
	Pamphlets	-	-	-	-
	Others (Pl. specify)	-	-	-	-
07	Other Activities (Pl. specify)	-	-	-	-
	Watershed approach	-	-	-	-
	Integrated Farm Development	-	-	-	-
	Agri-preneurs development	-	-	-	-

D. Give details of programmes implemented under National Horticultural Mission

S. No.	Programme	Nature of linkage	Funds received if any Rs.	Expenditure during the reporting period in Rs.	Constraints if any
-	-	-	-	-	-

E. Nature of linkage with National Fisheries Development Board

S. No.	Programme	Nature of linkage	Funds received if any Rs.	Expenditure during the reporting period in Rs.	Remarks
-	-	-	-	-	-

F. Details of linkage with RKVY (Skill development/RPL)

S. No.	Programme	Nature of linkage	Funds received if any Rs.	Expenditure during the reporting period in Rs.	Remarks
-	-	-	-	-	-

G. Details of linkage with PKVY (Paramparagat Krishi Vikas Yojana)

S. No.	Programme	Nature of linkage	Funds received if any Rs.	Expenditure during the reporting period in Rs.	Remarks
-	-	-	-	-	-

H. Details of linkage with NFSM

S. No.	Programme	Nature of linkage	Funds received if any Rs.	Expenditure during the reporting period in Rs.	Remarks
-	-	-	-	-	-

I. Details of linkage with SMAF (Sub-mission on Agroforestry)

S. No.	Programme	Nature of linkage	Funds received if any Rs.	Expenditure during the reporting period in Rs.	Remarks
-	-	-	-	-	-

7. Convergence with other agencies and departments:

Sr. No.	Name of the sponsoring agency	Type of activity	Role of KVK	No. of farmers benefited
---------	-------------------------------	------------------	-------------	--------------------------

1	ATMA	Training, Exhibitions, Best ATMA Award Participation	As Guest Lecturer in Training	788
2	Disastrar management, Surat	Seminar, Exhibitions	Guest Lecture	1738
3	Baroda Swarojgar Vikas Sansthan	Sibir	As Guest Lecturer in Training	52
4	DRDA, Surat	Training	Guest Lecture	38
5	Department of Horticulture, Surat	Training, Sibir, Seminar	Guest Lecture, Diagnostic Visit	1049
6	Department of Agriculture, Surat	Training, Sibir, Seminar	Guest Lecture, Diagnostic Visit	1824
7	ICDS, Mandvi	Training	Guest Lecture	50
8	Community Science Center, Surat	Training, Seminar	Guest Lecture	87
9	Ambuja Cement Foundation	Trainings	As Guest Lecturer in Training	52
10	Mandvi Rice mill Co-operative Society, Mandvi	Trainings, Sibir, FLD	As Guest Lecturer in Training, Input distribution	242
11	Adani Foundation, Surat	Sibir, Training	As Guest Lecturer in Training	170
12	KVSVS, Surat	Training, Sibir, FLD, Field Visit	FLD Distribution, Guest lecture, Diagnostic Visit	314

8. Innovative Farmers Meet

Sl.No.	Particulars	Details
1	Have you conducted Farm Innovators meet in your district?	No
	Brief report in this regard	

9. Farmers Field School (FFS)

S. No	Thematic area	Title of the FFS	Budget proposed in Rs.	Expenditure	Brief report
-	-	-	-	-	-

10.1. Technical Feedback of the farmers about the technologies demonstrated and assessed:

Sr.No	Crop	Technology	Feedback
1	Paddy	GNRH -2	1. Medium slender grain rice 2. It is moderately resistant against bacterial leaf blight, leaf blast, grain discoloration and sheath rot. 3. Tolerant to insect pest like BPH, WBPH, leaf folder and stem borer. 4. Suitable for rice growing areas of South Guj.
2	Paddy	GNR -9 (Lal-Kada Gold)	1. Red Kernel 2. Bio-fortified variety
3	Paddy	GR - 24 (Navsari Parimal)	1. Long Slender 2. Early maturing 3. Non-Lodging
4	Paddy	GR-18(Devli Kolam)	1. Medium Slender 2. Medium Resistant to Pest & diseases 3. Early maturing & Non-lodging
5	Paddy	GR - 16(Tapi)	1. Early maturing upland rice variety 2. Long bold variety with good grain quality 3. Moderately resistant reaction against leaf blast and insect pest like stem borer and sheath mite Suitable for upland rice growing areas
6	Sorghum	GJ-44	1. Good grain & Fodder Yield 2. Grain with light yellow colour 2. Moderately Resistant to diseases & Pests
7	Sorghum	GNJ-1	1. High yielding 2. Less incidence of smut, shoot borer and grain mould
8	Soybean	NRC-37	1. Moderate yield 2. Early maturing

			3. Moderately Resistant to Pest & disease
9	Sesame	GT-3	1.Moderate yield 2. Moderately Resistant to Helicoverpa 3.White & bold Seeded variety
10	Sesame	GT-5	1.High yield than GT-3 2. Moderately to high Resistant to Helicoverpa 3.White & bold Seeded variety
11	Sesame	GT-6	1.High yield than GT-3 & 5 2. Moderately to high Resistant to Helicoverpa 3.White & bold Seeded variety
12	Greengram	GM-6	1.Moderate Yield 2.Moderately Resistance to YMD 3.Synchronous maturing
13	Greengram	GM-7	1.Moderate Yield 2.Moderately Resistance to YMD 3.Indeterminate growth
14	Brinjal, okra, banana and pointed gourd	Bio-fertilizers and Novel Organic Liquid Nutrients	With using bio-fertilizers and Novel Organic Liquid Nutrients which increase the yield & quality of fruit, decrease use of chemical fertilizers in brinjal, okra, banana and pointed gourd.
15	Mango and cluster bean	Novel Organic Liquid Nutrients	Foliar application of Novel Organic Liquid Nutrients reduce flower drop and increase fruit setting ratio in mango and cluster bean.
16	Indian bean	GNIB-22	Indian bean cv. GNIB-22 gave good result in terms of yield and quality as well as price compare to local cultivar.
17	Pointed gourd	GNPG-1	Pointed gourd cv. GNPG-1 gave more production than local variety.
18	Little gourd	GNLG-1	Little gourd cv. GNLG-1 gave More fruit setting than local cultivar and medium size fruit get high market demand than local cultivar.
19	Paddy	IPDM	Lower infestation of stem borer, leaf folder and other pests in paddy fields; lower intensity of bacterial leaf blight, blast, grain discoloration and other diseases, increase yield of paddy
20	Sugarcane	IPDM	Lower infestation of borers and sucking pests in sugarcane, less incidence of soil borne diseases, increase yield of sugarcane
21	Banana	IPDM	Less incidence of wilt, nematodes, less infestation of weevil in banana field, increase yield of banana
22	Pointed gourd	IPDM	Less incidence of soil borne and other diseases, less infestation of pests, improve quality and production of pointed gourd fruits
23	Brinjal	IPDM	Lower infestation of shoot & fruit borer and sucking pests in brinjal, decrease use of chemical pesticides; improve quality and yield of brinjal fruits
24	Okra	IPDM	Less infestation of shoot & fruit borer and sucking pests, decrease use of chemical pesticides; improve quality and yield of okra fruits
25	Mango	IPDM	Lower infestation of fruit fly, sucking pests, less incidence of diseases and increase yield of mango
26	Mushroom	Mushroom cultivation	Easy to produce but difficulties in marketing
27	Twin wheel hoe weeder, Rake for collecting garbage/harvesting and Stalk puller	Women drudgery reduction	Farm women like Twin wheel hoe weeder, Rake for collecting garbage/harvesting and Stalk puller because it avoids the bending/squatting posture that is generally adopted in traditional method of weeding/collecting garbage/harvesting/ uprooting crop stalks
28	Kitchen garden	Nutrition management	Farm women are not applying any pesticides in kitchen garden so they get organic vegetables.

10.2. Technical Feedback from the KVK Scientists (Subject wise) to the research institutions/universities:

- Huge damage of pig/wild boar in agricultural crops in village of Surat district.
- Compatibility study on use of Novel, Novel plus and Novel prime with other organic or chemical should be done to cut down the cost of cultivation.
- Seed of groundnut should be available earlier.
- Seed of recently released new variety of pulses viz; chickpea & summer green gram and oilseeds viz; sesame & groundnut should be available in time.
- Sufficient and timely availability of grant specially in NMOOP

11. Technology Week celebration during 2025: No, If Yes

Period of observing Technology Week: From to

Online / Offline:

Total number of farmers visited :

Total number of agencies involved :

Number of demonstrations visited by the farmers within KVK campus:

Other Details

Types of Activities	No. of Activities	Number of Farmers	Related crop/livestock technology
Gosthies	-	-	-
Lectures organized	-	-	-
Exhibition	-	-	-
Film show	-	-	-
Fair	-	-	-
Farm Visit	-	-	-
Diagnostic Practical's	-	-	-
Supply of Literature (No.)	-	-	-
Supply of Seed (q)	-	-	-
Supply of Planting materials (No.)	-	-	-
Bio Product supply (Kg)	-	-	-
Bio Fertilizers (q)	-	-	-
Supply of fingerlings	-	-	-
Supply of Livestock specimen (No.)	-	-	-
Total number of farmers visited the technology week	-	-	-

12. Interventions on drought mitigation (if the KVK included in this special programme)

A. Introduction of alternate crops/varieties

State	Crops/cultivars	Area (ha)	Number of beneficiaries
-	-	-	-

B. Major area coverage under alternate crops/varieties

Crops	Area (ha)	Number of beneficiaries
Oilseeds	-	-
Pulses	-	-
Cereals	-	-
Vegetable crops	-	-
Tuber crops	-	-
Total	-	-

C. Farmers-scientists interaction on livestock management

State	Livestock components	Number of interactions	No. of participants
-	-	-	-
Total	-	-	-

D. Animal health camps organized

State	Number of camps	No. of animals	No. of farmers
-	-	-	-
Total	-	-	-

E. Seed distribution in drought hit states (Seed distribution/sold by KVK)

State	Crops	Quantity (qtl)	Coverage of area (ha)	Number of farmers
-	-	-	-	-
Total	-	-	-	-

F. Large scale adoption of resource conservation technologies

State	Crops/cultivars and gist of resource conservation technologies introduced	Area (ha)	Number of farmers
-	-	-	-

Total	-	-	-
--------------	---	---	---

G. Awareness campaign

State	Meetings		Gosthies		Field days		Farmers fair		Exhibition		Film show	
	No.	No. of farmers	No.	No. of farmers	No.	No. of farmers	No.	No. of farmers	No.	No. of farmers	No.	No. of farmers
-	-	-	-	-	-	-	-	-	-	-	-	-
Total	-	-	-	-	-	-	-	-	-	-	-	-

13. IMPACT

A. Impact of KVK activities (Not to be restricted for reporting period).

Name of specific technology/skill transferred	No. of participants	% of adoption	Change in income (Rs.)	
			Before (Rs./Unit)	After (Rs./Unit)
Paddy Var- Sardar	200	60	60940	83110
Paddy Var-Devli Kolam	300	75	60980	81900
Cotton Var- G. Cot Hy. 10 Bt	150	60	78660	105900
Pigeonpea GT-105	275	68	87690	113670
Soybean NRC-37	435	70	13360	23500
NOVEL OLN in Vegetables	410	71	222520	283600
IPDM in Paddy	120	70	38893	47511
IPDM in Sugarcane	105	65	168166	191637
IPDM in Banana	125	75	519135	570197
Fruitfly trap in Mango	210	68	172200	186430
IPDM in Brinjal	90	65	266915	302767
IPDM in Okra	85	70	321930	376038
Mushroom cultivation	49	10	0	16500
Terrace / Kiitchen Gardening	285	82	0	29500
Twin wheel hoe weeder for weeding	65	25	1861	3045
Rake for collecting garbage/ harvesting	165	37	779	1240
Stalk Puller for uprooting crop stalks	90	23	1005	1675
Kitchen garden	270	65	1000	5700
Value addition	250	38	0	10540

NB: Should be based on actual study, questionnaire/group discussion etc. with ex-participants.

B. Cases of large scale adoption

(Please furnish detailed information for each case)

C. Details of impact analysis of KVK activities carried out during the reporting period

14. Kisan Mobile Advisory Services

Month	No. of SMS sent	No. of farmers to which SMS was sent	No. of feedback / query on SMS sent
Jan 2025	-	-	-
Feb 2025	-	-	-
March 2025	-	-	-
April 2025	-	-	-
May 2025	-	-	-
Jun 2025	-	-	-
Jul 2025	-	-	-
Aug 2025	-	-	-
Sept 2025	-	-	-
Oct 2025	-	-	-
Nov. 2025	-	-	-
Dec. 2025	-	-	-

Name of KVK	Message Type	Type of Messages						
		Crop	Livestock	Weather	Marke-ting	Aware-ness	Other enterprise	Total
	Text only							
	farmers Benefited							
	Voice only							
	farmers Benefited							
	Voice & Text both							
	farmers Benefited							
	Total Messages							
	Grant total of farmers Benefited							

15. PERFORMANCE OF INFRASTRUCTURE IN KVK

A. Performance of demonstration units (other than instructional farm)

Sl. No.	Demo Unit	Year of establishment	Area (ha)	Details of production			Amount (Rs.)		Remarks
				Variety	Produce	Qty.	Cost of inputs	Gross income	
-	-	-	-	-	-	-	-	-	-

B. Performance of instructional farm (Crops) including seed production

Name of the crop	Date of sowing	Date of harvest	Area (ha)	Details of production			Amount (Rs.)		Remarks
				Variety	Type of Produce	Qty.	Cost of inputs	Gross income	
Cereals	-	-	-	-	-	-	-	-	-
Pulses	-	-	-	-	-	-	-	-	-
Oilseeds	-	-	-	-	-	-	-	-	-
Fibers	-	-	-	-	-	-	-	-	-
Spices & Plantation crops									
Floriculture	-	-	-	-	-	-	-	-	-
Fruits	-	-	-	-	-	-	-	-	-
Vegetables	-	-	-	-	-	-	-	-	-
Others (specify)									
	-	-	-	-	-	-	-	-	-

C. Performance of production Units (bio-agents / bio pesticides/ bio fertilizers etc.)

Sl. No.	Bio Products	Name of the Product	Qty (kg/lit)	Amount (Rs.)		Remarks
				Cost of inputs	Gross income	
1.	Bio-Fertilizers	-	-	-	-	-
2.	Bio-Fungicides	-	-	-	-	-
3.	Bio-pesticides	-	-	-	-	-
4.	Bio-Agents	-	-	-	-	-

D. Performance of instructional farm (livestock and fisheries production)

Sl. No	Name of the animal / bird / aquatics	Details of production			Amount (Rs.)		Remarks
		Breed	Type of Produce	Qty.	Cost of inputs	Gross income	
-	-	-	-	-	-	-	-

E. Utilization of hostel facilities

Months	No. of trainees stayed	Trainee days (days stayed)	Reason for short fall (if any)
January 2025	-	-	-
February 2025	-	-	-
March 2025	-	-	-
April 2025	-	-	-
May 2025	-	-	-
June 2025	-	-	-
July 2025	-	-	-
August 2025	-	-	-
September 2025	-	-	-
October 2025	-	-	-
November 2025	-	-	-
December 2025	-	-	-

F. Database management

S. No	Period of Database	Database target	Database created
-	-	-	-

G. Details on Rain Water Harvesting Structure and micro-irrigation system

Amount sanction (Rs.)	Expenditure (Rs.)	Details of infrastructure created / micro irrigation system etc.	Activities conducted					Quantity of water harvested in '000 litres	Area irrigated / utilization pattern
			No. of Training programmes	No. of Demonstrations	No. of plant materials produced	Visit by farmers (No.)	Visit by officials (No.)		
-	-	-	-	-	-	-	-	-	-

H. Performance of Nutritional Garden at KVK farm

If Nutritional Garden developed at KVK farm/**Village Level**? Yes/No

If yes,

Nutritional Garden developed at KVK farm

Area under nutritional garden (ha)	Component of Nutritional Garden	No. of species / plants in nutritional garden	No. of farmers visited
	Vegetable crops	16	250
	Fruit crops	1	250
	Others if any	--	--

Nutritional Garden developed at Village Level (Area under nutritional garden)

No. of Villages covered	Component of Nutritional Garden	No. of species / plants in nutritional garden	No. of farmers covered
	Vegetable crops		
	Fruit crops		
	Others if any		

H. Details of Skill Development Trainings/RPL organized

S.No.	Name of KVKs/SAUs/ICAR Institutes	Name of QP/Job role	Duration (hrs)	No. of participants					
				SCs/STs		Others		Total	
				Male	Female	Male	Female	Male	Female
-	-	-	-	-	-	-	-	-	-

17. FINANCIAL PERFORMANCE

A. Details of KVK Bank accounts

Bank account	Name of the bank	Location	Branch code	Account Name	Account Number	MICR Number	IFSC Number
With Host Institute	State Bank Of India	SBI, NAU, Campus ,Navsari	003889	Comptroller, NAU, Navsari, Gujarat	10389373215	396002062	SBIN003889
With KVK	State Bank Of India	Prakash Society Surat	009166	NAU Krishi Vigyan Kendra, Athwa Farm Surat	33390210202	395002022	SBIN0009166
Projects							

B. Utilization of KVK funds during the year 2025-26 (Rs. in lakh) (Till February, 2026)

S. No.	Particulars	Sanctioned	Released	Expenditure
A. Recurring Contingencies				
1	Pay & Allowances		13075771	13456854
2	Traveling allowances			60634
3	Contingencies			
A	Stationery, telephone, postage and other expenditure on office running, publication of Newsletter and library maintenance (Purchase of News Paper & Magazines)			94481
B	POL, repair of vehicles, tractor and Equipments			32723
C	Meals/refreshment for trainees (ceiling upto Rs.40/day/trainee be maintained)			19895
D	Training material (posters, charts, demonstration material including chemicals etc. required for conducting the training)			6882
E	Frontline demonstration except oilseeds and pulses (minimum of 30 demonstration in a year)			0
F	On farm testing (on need based, location specific and newly generated information in the major production systems of the area)			0
G	Training of extension functionaries			
H	Maintenance of buildings			0
I	Establishment of Soil, Plant & Water Testing Laboratory			0
J	Library			0
TOTAL (A)			13075771	13671469
B. Non-Recurring Contingencies				
1	Works			0
2	Equipments including SWTL & Furniture			0
3	Vehicle (Four wheeler/Two wheeler, please specify)			0
4	Library (Purchase of assets like books & journals)			0
TOTAL (B)				
C. REVOLVING FUND				
GRAND TOTAL (A+B+C)				

C. Status of revolving fund (Rs. in lakh) for the Five years

Year	Opening balance as on 1 st April	Income during the year	Expenditure during the year	Net balance in hand as on 1 st April of each year

April 2020 to March 2021	737079	198210	715629	469660
April 2021 to March, 2022	469660	1561876	1222598	808938
April 2022 to March 2023	808938	1643010	1009001	1432121
April 2023 to March 2024	1432121	1464750	1995656	901215
April 2024 to March 2025	1557289	1572568	1770675	1358982
April 2025 to March 2026	1214016	1778900	910061	2082855

17. Details of HRD activities attended by KVK staff during year

Name of the staff	Designation	Title of the training programme	Institute where attended	Mode (Online/Offline)	Dates
Dr. J. H. Rathod and All Technical Staff	Senior Scientist & Head and Four Scientists	Technological Backstopping Workshop for Technical Staff of KVKs	NAU, Navsari	Offline	6/3/2025
Dr. B. B. Panchal	Scientist (Horti.)	Government e-Marketplace (GeM) Refresher Training	NAU, Navsari	Offline	
Dr. J. H. Rathod and All Technical Staff	Senior Scientist & Head and Four Scientists	Khedut Samelan/closing ceremony of Vikshit Krishi Sankalp Abhiyan (VKSA)	Sankri (Bardoli)	Offline	12/6/2025
Dr. B. B. Panchal	Scientist (Horti.)	30 days international agriculture training-cum-summer school on Natural Farming and Emerging Technologies (AI, Drones, IoT): Advancing Sustainable Agriculture through Initiatives of the Ministry of Agriculture & Farmers Welfare, Government of India	Virtual mode	Online	
Dr. B. B. Panchal	Scientist (Horti.)	12th International Conference "Agriculture & Veterinary: Transformative Approach, Research & Innovations Forum" (ICAVRI-2025)	Virtual mode	Online	
Dr. B. B. Panchal	Scientist (Horti.)	International conference on sustainable innovations in agriculture, veterinary and allied sciences (SIAVAS-2025)	Virtual mode	Online	
Dr. R. K. Patel	Scientist (Plant Protection)	State level training for resource persons from centers of natural farming under national mission on natural farming	Gujarat Natural Farming Science University, Halol, Panchmahals, Gujarat	Offline	04 to 07/02/2025

Dr. R. K. Patel	Scientist (Plant Protection)	Inauguration programme of Kisan Gyan Samvardhan Kendra <i>i.e.</i> Krishak Mandapam, Women's Technology Park and Agriculture exhibition, "Kisan Samvad" programme	KVK, Nandurbar (Maharashtra)	Offline	7/4/2025
Dr. R. K. Patel	Scientist (Plant Protection)	State level Seminar on "Madhmakhi Ucher ane Mushroom Utpadan: Samashya and Samadhan" organized by PPAG & NAU	NAU, Navsari	Offline	3/9/2025

18. Details of progress in Doubling Farmers Income (DFI) villages adopted by KVKs

Name of the village	Total No. of families surveyed	Key interventions implemented	No. of farmers covered in each intervention	Change in income (Rs/unit)	
				Before (base year)	After (current year)
Vadia	125	Crops + Horticulture + Animal Husbandry	23	48000	59800
		Crops + Horticulture	21	42000	52200
		Any other model (Crop + AH)	20	32800	44100
Parvat	160	Crops + Horticulture + Animal Husbandry	25	45000	51600
		Crops + Horticulture	21	32000	44000
		Any other model Crops + Animal Husbandry	24	28000	33200

19. Details of activities planned under NARI/PKVY / TSP / KKA, etc.

S. No.	Name of the programme	No. of villages adopted	Key activities performed	No. of activities carried out	No. of families covered
-	-	-	-	-	-

20. Details of Progress of ARYA Project

Name of Enterprise	No of Training Conducted	No of Beneficiaries	No of Extension Activities	No of Beneficiaries	No of Unit established	Change in income		No. Of Groups Formed
						Before	After	
-	-	-	-	-	-	-	-	-

21. Details of Swachhta Action Plan (SAP)

S. No.	Types of major Activity conducted- Swachhta Pakhwada, Cleaning, Awareness Workshop, Microbial based Agricultural Waste Management by Vermicomposting etc.	No. of Programmes conducted	No. of Participants

S. No.	Types of major Activity conducted- Swachhta Pakhwada, Cleaning, Awareness Workshop, Microbial based Agricultural Waste Management by Vermicomposting etc.	No. of Programmes conducted	No. of Participants
1	Celebration of Swachhata Campaign during Sept. to Octo.,2025	12	476
2	Vermicompost demonstration reg. Microbial-based Agricultural Waste Management using vermicomposting under SAP	2	62
	Total	14	538

Sr. No.	Name of KVK	Date	Name of Activities	No of VIPs	No. of Participants		
					M	F	T
1	Surat	17/09/2025	Lecture delivered on 'Swachhata awareness' at Umarpada	0	280	130	410
2		18/09/2025	Lecture delivered on farm waste for vermicompost preparation at Palsana	0	79	36	115
3		19/09/2025	Lecture delivered on farm waste for FYM preparation at Mahuva	0	91	30	121
4		20/09/2025	Taking Swachhata pledge at KVK, Surat	0	6	4	10
5		25/09/2025	'Swachhata awareness' programme at Olpad	0	34	49	83
6		26/09/2025	Cleaning of KVK farm by Mandvi	0	122	74	196
7		29/09/2025	Awareness programme on 'Importance of sanitation and hygiene' and taking Swachhata pledge at Mangrol	0	542	484	1026
8		30/09/2025	Mahila shibir on 'Swachhata awareness' and taking Swachhata pledge at KVK, Surat	0	3	48	51
9		01/10/2025	Awareness programme on 'Importance of sanitation and hygiene' and taking Swachhata pledge at KVK, Surat	0	2	40	42
Total				0	1159	895	2054

22. Books published 2025-26

Title of the Book	Authors	ISBN No	Publisher	Pages No	Description/review of the book (one paragraph)
-	-	-	-	-	-

23. Footfall in KVKs

State	Name of KVK	No. of Footfalls			
		Farmers	Officials	VIPs	Total
Gujarat	Surat	2453	186	7	2646

24. Please include any other important and relevant information which has not been reflected above (write in detail).

APR SUMMARY

(Note: While preparing summary, please don't add or delete any row or columns)

1. Training Programmes

Clientele	No. of Courses	Male	Female	Total participants
Farmers & farm women	93	3300	3586	6886
Rural youths	4	0	141	141
Extension functionaries	5	196	121	317
Sponsored Training	7	126	201	327
Vocational Training	6	63	181	244
Total	115	3685	4230	7915

2. Frontline demonstrations

Crops/Enterprise	No. of Farmers	Area(ha)	Units/Animals
Oilseeds	20	5	20
Pulses	42	11	42
Cereals	80	30	80
Vegetables	174	14	174
Other crops	270	108	270
Hybrid crops	0	0	0
Total	586	168	586
Livestock & Fisheries	0	0	0
Other enterprises	330	2	330
Total	330	2	330
Grand Total	916	170	916

3. Technology Assessment & Refinement

Category	No. of Technology Assessed & Refined	No. of Trials	No. of Farmers
Technology Assessed			
Crops	6	30	35
Livestock	0	0	0
Various enterprises	0	0	0
Total	6	30	35
Technology Refined			
Crops	0	0	0
Livestock	0	0	0
Various enterprises	0	0	0
Total	0	0	0
Grand Total	6	30	35

4. Extension Programmes

Category	No. of Programmes	Total Participants
Extension activities	8264	1133102
Other extension activities	405	10663
Total	8669	1143765

5. Mobile Advisory Services

Name of KVK	Message Type	Type of Messages						Total
		Crop	Livestock	Weather	Marketing	Awareness	Other enterprise	
	Text only	0						0
	Voice only	0						0
	Voice & Text both	0						0
	Total Messages	0						0
	Total farmers Benefitted	0						0

6. Seed & Planting Material Production

	Quintal/Number	Value (Rs.)
Seed (q)	189.25	605600
Planting material (No.)	0	0
Bio-Products (kg)	0	0
Livestock Production (No.)	0	0
Fishery production (No.)	0	0

7. Soil, water & plant Analysis

Samples	No. of Beneficiaries	Value (Rs.)
Soil	0	0
Water	0	0
Plant	0	0
Total		

8. HRD and Publications

Sr. No.	Category	Number
1	Abstract	3
2	Workshops	1
3	Conferences	1
4	Meetings	15
5	Trainings for KVK officials	0
6	Visits of KVK officials	0
7	Book published	1
8	Training Manual	0
9	Book chapters	0
10	Booklet	0
11	Leaflets/ Folder/ Pamphlet	8
12	Research papers	7
13	Technical Bulletin	0
14	Popular article	7
15	Lead papers	0
16	Seminar papers	0
17	Extension folder	0
18	Proceedings	1
19	Award & recognition	2
20	On-going research projects	4
21	Other	0