



NAVSARI AGRICULTURAL UNIVERSITY

ડૉ. એચ.વી. પંડ્યા

કુલસચિવ

નવસારી કૃષિયુનિવર્સિટી

દાંડી રોડ, નવસારી - ૩૮૬૪૫૦



E-mail: registrar@nau.in

મો. : 9825136793

જાન નક્યુરજી/પરીક્ષા/પીજીટી/ ૧૪૭૪ /૨૦૨૩

તા. ૦૬/૦૩/૨૦૨૩

અગત્યનું ખુબજ જરૂરી

—: પરિપત્ર :—

આથી અનુસ્નાતકકક્ષાના સર્વે મેજરગાઈડ/સંબંધકર્તાઓને જણાવવાનું કે, ચાલુ શૈક્ષણિક વર્ષ ૨૦૨૨-૨૩થી લાગુ કરવામાં આવેલ નવા BSMA અભ્યાસક્રમ મુજબ પ્રથમ સેમેસ્ટરમાં પ્રવેશ મેળવેલ વિદ્યાર્થીઓના ઓનલાઈન eXmas સોફ્ટવેરમાં લોગીન કરી Dashboard Dean PG ટેબ પરથી "Form for Certification of the Post-Graduate Student"(કેમ્પસ ફોર્મ) ની તા.૧૦-૦૩-૨૦૨૩ સુધીમાં અચૂકપણે એન્ટ્રી પૂર્ણ કરી કરવાની થાય છે. જે માટેના અનુસરવાના પગલા અત્રે જણાવેલ છે.

- સોફ્ટવેરમાં એન્ટ્રી કર્યા બાદ Save Changes ટેબ પર ક્લિક કરવું ત્યારબાદ Principal → Registrar → Dean PGS મારફત થી સ્ટેપ બાય સ્ટેપ એપુવ કરવામાં આવશે,
- સર્વે મેજર ગાઈડને Dean PGS તરફથી કેમ્પસ ફોર્મ એપુવ થયા અંગેની જાણ સીસ્ટમ દ્વારા ઈમેલ મારફત મળશે.
- એપુવ કરવામાં આવેલ કેમ્પસ ફોર્મની મેજર ગાઈડએ પ્રિન્ટ કાઢી એડવાયજરી કમિટીની સહી કરાવીને હાર્ડકોપી ફક્ત પોતાના રેકૉર્ડ માટે રાખવી. (તે સિવાય કેમ્પસ ફોર્મની હાર્ડકોપી જમા કરાવવાની રહેતી નથી.)

કેમ્પસ ફોર્મનાં એપુવલનો ઈમેલ આવ્યા બાદ તાત્કાલિક પ્રથમ સેમેસ્ટરના વિદ્યાર્થીઓના કોર્ષ મેપિંગ કરી પ્રથમ સેમેસ્ટરના કોર્ષ કાર્ડ કોલેજની એકેડેમિક શાખામાં વહેલીતકે જમા કરવાના રહેશે. જેથી પ્રથમ સેમેસ્ટરની સત્રાંત પરીક્ષા માટેનું શેડ્યુલ બનાવી શકાય.

અનુસ્નાતક કક્ષાના સર્વે મેજર ગાઈડઓએ વિદ્યાર્થીના Major Subject અને Minor Subject BSMA અભ્યાસક્રમના સૂચન મુજબના પસંદ કરવાના રહેશે.

અનુસ્નાતક કક્ષાના સર્વે મેજર ગાઈડ/સંબંધકર્તા શિક્ષકોએ સોફ્ટવેરમાં કોર્ષ પસંદગી કે માર્ક્સ એન્ટ્રી કરતા પહેલા BSMA અભ્યાસક્રમનો કાળજીપૂર્વક અભ્યાસ કરીને જ કામગીરી કરવી.

ઉપરોક્ત જણાવવામાં આવેલ સૂચનો મુજબ સમયમર્યાદામાં કામગીરી પૂર્ણ કરી દેવી. જેથી અનુસ્નાતક અભ્યાસક્રમ સમયગાળા પ્રમાણે નિયમિત કરી શકાય. તા.૧૦-૦૩-૨૦૨૩ બાદ કેમ્પસ ફોર્મની એન્ટ્રી કરી શકાશે નહિ જેની સંપૂર્ણ જવાબદારી જે તે મેજર ગાઈડની રહેશે.

ઉપરોક્ત કામગીરીમાં કોઈપણ એરર/તકલીફ જણાય તો અત્રેની કચેરીના કોમ્પ્યુટર પ્રોગ્રામર શ્રી મયુરભાઈ એન ભરથેરા, મો 9275056704 નો (ફક્ત 10:30 to 6:10 કચેરી સમય દરમિયાન) સંપર્ક કરવો


કુલસચિવ

નકલ સવિનય રવાના :

સંશોધન નિયામકશ્રી અને ડીન પીજી સ્ટડીઝ, નવસારી કૃષિ યુનિવર્સિટી નવસારી

For Post Graduate Students only New Admission 2022-23 (BSMA-Syllabus) Guideline as given below for Guide activity

Step 1- First login in exam software (with your Appropriate College and Role)
See the screen shot.

The screenshot shows a web browser window with the URL `exam.nau.in/login.aspx`. The page features the Navsari Agricultural University logo on the left and the 'exmas' examination management system logo on the right. A login form on the right side of the page prompts the user to 'Select proper College/Role to perform your task'. The form includes a 'College' dropdown menu with '[07] COLLEGE OF AGRICULTURE, BHARUCH' selected, a 'Role' dropdown menu with 'GUIDE' selected, and 'Submit' and 'Back' buttons. The Windows taskbar at the bottom shows the search bar, task view button, and several application icons, along with system information indicating 21°C, haze, and the date 2/15/2022.

exmas
examination management system

Select proper College/Role to perform your task


College
[07] COLLEGE OF AGRICULTURE, BHARUCH

Role
GUIDE

Submit Back

NAVARI AGRICULTURAL UNIVERSITY

Step2:-Now Click on Dashboard Dean PG, See the below screen




The screenshot displays the NAVSARI AGRICULTURAL UNIVERSITY EXAMINATION PORTAL. The browser address bar shows the URL `exam.nau.in/Dashboard.aspx`. The page header includes the university name and the current academic year, 2021-2022, along with a welcome message for DEVENDRAKUMAR RAMANBHAI PATEL. The sidebar on the left contains navigation links: Dashboard, Masters, Master Mapping, Dashboard DEAN PG (highlighted with a red circle), Exam, Setting, Report, and Logout. The main content area features the university logo and a news section titled "NEWS". The news section lists several updates, including exam entry dates for M.Sc. (Horticulture), M.B.A. (ABM), and Ph.D. (Agribusiness Management) programs, as well as information regarding course mapping, staff course mapping, and the opening of the online examination software.

NAVSAARI AGRICULTURAL UNIVERSITY | Current Academic Year : 2021-2022 | Welcome DEVENDRAKUMAR RAMANBHAI PATEL

NAVSARI AGRICULTURAL UNIVERSITY

EXAMINATION PORTAL



NEWS

- Mark Entry for M.Sc. (Horticulture), Semester - 5 (REGULAR) is open from 25/11/2021 to 28/02/2022.
- TO CHANGE COURSE CATEGORY :- MAPPING OF THESIS/RESEARCH COURSE
- Mark Entry for M.B.A. (ABM), Semester - 1 (REGULAR) is open from 14/03/2019 to 28/03/2019.
- Mark Entry for Ph.D. (Agribusiness Management), Semester - 1 (REGULAR) is open from 13/03/2019 to 28/03/2019.
- CONTACT PERSON - REGARDING EXAM SOFTWARE
- STAFF COURSE MAPPING FOR ALL FACULTIES - DEGREES
- FOR ONLY PG : STUDENT SUBJECT MAPPING THESIS/PROJECT COURSE & MARKS ENTRY
- TO CREATE NEW LOGIN ID NEW EMPLOYEE OR CHANGE THE ROLE OF TEACHER TO GUIDE
- ANY QUERY FOR USING OF ONLINE EXAMINATION SOFTWARE OF NAU
- OTP PROBLEM
- STAFF COURSE MAPPING ALL UG, PG & POLYTECHNIC COLLEGES
- PG STUDENT SUBJECT MAPPING (REGULAR & SUPPLE.) ALL PG COLLEGES
- IF, ANY QUERY FOR OPENING OF ONLINE EXAMINATION SOFTWARE OF NAU
- REGARDING SUBJECT MAPPING OF PGS (NON-CREDIT COMPULSORY) COURSE

Step3:-Now Click on Home Page and see your allotted student details

Now Click on Process button (only new admitted PG students

2022-23 BSMA)

The screenshot displays the NAVSARI AGRICULTURAL UNIVERSITY EXMAS system interface. The top navigation bar includes the university name, current academic year (2022-2023), and a welcome message for DR. RAMESH MOHANBHAI PANKHANIYA. The left sidebar contains navigation links: Dashboard, Home Page (highlighted), Master, Report, Setting, and Logout. The main content area is titled 'DEAN-PG MODULE' and shows three tables of student details for different admitted years. The first table is for 'Admitted Year : 2022-2023', the second for 'Admitted Year : 2021-2022', and the third for 'Admitted Year : 2020-2021'. Each table has columns for Sr No, Enrollment No., Student Name, Program Name, and Action. The 'Process' button is highlighted in blue in the Action column of the first table. A black arrow points to the 'Admitted Year : 2022-2023' filter, and another black arrow points to the 'Process' button.

Sr No	Enrollment No.	Student Name	Program Name	Action
1	1010122004	CHAUDHARI PRIYABEN RAYISINGBHAI	Ph.D. (Agriculture)	Process

Sr No	Enrollment No.	Student Name	Program Name	Action
1	2010121092	SMITHA B NAIK	M.Sc. (Agriculture)	Process

Sr No	Enrollment No.	Student Name	Program Name	Action
1	1010120036	VAJA RAJIDIP PUNJABHAI	Ph.D. (Agriculture)	Process

Step4:-Now you see the campus form here you click on Fill button and move to the next page.

The screenshot displays the EXMAS web application. The header includes the university name and the current academic year (2022-2023). The left sidebar contains navigation links: Dashboard, Home Page, Master, Report, Setting, and Logout. The main content area is titled 'View Student Detail' and shows the following information:

- Enrollment No.: 1010122004
- Student Name: CHAUDHARI PRIYABEN RAYSINGBHAI
- College Name: N. M. COLLEGE OF AGRICULTURE, NAVSARI
- Program Name: Ph.D. (Agriculture)

Below this information is a table with 5 columns: Sr. No., Form(s), Schedule, Status, and Action. The table lists 6 forms:

Sr. No.	Form(s)	Schedule	Status	Action
1	Campus Form	Currently Open		Fill
2	Synopsis			
3	Prelims Proposal Form			
4	Prelims Result			
5	Thesis Proposal			
6	Thesis Viva Form			

A red arrow points to the 'Fill' button in the 'Action' column for the 'Campus Form'.

Step5:-Here you Add all courses (Full Courses as per BSMA).

For that you simply select course category, select course name then Click on Add button (So the course will be added)Same way you add all the BSMA courses as per given course category and then click on next button

EXMAS examination management system

NAVARI AGRICULTURAL UNIVERSITY | Current Academic Year : 2021-2022 | Welcome DEVENDRAKUMAR RAMANBHAI PATEL

Home Page

Campus Form

Degree Name : POST-GRADUATE MASTER
Student Name : [2010721017] RANJIA JIGARKUMAR NATHALAL
Student Guide : DEVENDRAKUMAR RAMANBHAI PATEL
Major Subject : ENTOMOLOGY
Minor Subject : PLANT PATHOLOGY

Print Campus Form Credit Summary

Subject Mapping Advisory Committee

Select Course Category : MAJOR
Select Course : --select--

Add

Search:

Sr. No.	Course Category	Course Code	Course Name	Credits	Eff.	Action
No data available in table						
				Total :	0 + 0	

Showing 0 to 0 of 0 entries

First Previous Next Last

Next

Major Subject : ENTOMOLOGY
Minor Subject : PLANT PATHOLOGY

Print Campus Form Credit Summary

Subject Mapping Advisory Committee

Select Course Category : MAJOR
Select Course : [2013] [ENT 501] INSECT MORPHOLOGY

Add

Search:

Sr. No.	Course Category	Course Code	Course Name	Credits	Eff.	Action
1	MAJOR	ENT 501	INSECT MORPHOLOGY	1 + 1	2013	
2	MAJOR	ENT 502	INSECT ANATOMY, PHYSIOLOGY AND NUTRITION	2 + 1	2013	
3	MAJOR	ENT 504	CLASSIFICATION OF INSECTS	2 + 1	2013	
4	MAJOR	ENT 505	INSECT ECOLOGY	1 + 1	2013	
5	MAJOR	ENT 507	BIOLOGICAL CONTROL OF CROP PESTS AND WEEDS	1 + 1	2013	
6	MAJOR	ENT 508	TOXICOLOGY OF INSECTICIDES	2 + 1	2013	
7	MAJOR	ENT 510	PRINCIPLES OF INTEGRATED PEST MANAGEMENT	1 + 1	2013	
8	MAJOR	ENT 511	PESTS OF FIELD CROPS	1 + 1	2013	
9	MAJOR	ENT 512	PESTS OF HORTICULTURAL AND PLANTATION CROPS	1 + 1	2013	

Step 6:-After Adding all BSMA Courses click on Next button and add Advisory committee details with Minor Guide and Committee Members detail as shown below.



The screenshot displays a web application interface for a 'Campus Form'. The left sidebar contains navigation links: Dashboard, Home Page, Master (selected), External Faculty Master, Download Document, Report, Setting, and Logout. The main content area is titled 'Campus Form' and displays student information: Degree Name: POST-GRADUATE MASTER, Student Name: [2010721017] RANKJA JIGARKUMAR NATHALAL, Student Guide: DEVENDRAKUMAR RAMANBHAI PATEL, Major Subject: ENTOMOLOGY, and Minor Subject: PLANT PATHOLOGY. Below this information are buttons for 'Print Campus Form' and 'Credit Summary'. The 'Advisory Committee' section is active, showing a form to 'Select Committee Category' (Minor Guide) and 'Select Employee' (DR DIPAKKUMAR MAGANLAL PATHAK [COLLEGE OF AGRICULTURE, BHARUCH]). An 'Add' button is present. Below the form is a table with one entry for the Major Guide, DEVENDRAKUMAR RAMANBHAI PATEL. The table has columns for Sr. No., Employee, Committee Category, and Action. The bottom section, 'View Remark', is currently empty, showing 'No data available in table'.

Degree Name : POST-GRADUATE MASTER
Student Name : [2010721017] RANKJA JIGARKUMAR NATHALAL
Student Guide : DEVENDRAKUMAR RAMANBHAI PATEL
Major Subject : ENTOMOLOGY
Minor Subject : PLANT PATHOLOGY

Print Campus Form Credit Summary

Subject Mapping Advisory Committee

Select Committee Category : Minor Guide
Select Employee : DR DIPAKKUMAR MAGANLAL PATHAK [COLLEGE OF AGRICULTURE, BHARUCH]
Add

Sr. No.	Employee	Committee Category	Action
1	DEVENDRAKUMAR RAMANBHAI PATEL [COLLEGE OF AGRICULTURE, BHARUCH]	Major Guide	 

Showing 1 to 1 of 1 entries

First Previous 1 Next Last

View Remark :

Sr. No.	Role Name	Employee	Remark
No data available in table			

Showing 0 to 0 of 0 entries

First Previous Next Last

Finally submit it. So, your student request will be forwarded to respective channel like Principal, Registrar, and Dean PG for Approval.

After getting approval, guide can map the semester wise courses of students as shown below (Master mapping-Student subject mapping) semester wise

The screenshot shows the EXMAS (examination management system) interface for Student Subject Mapping. The browser address bar shows 'exam.nau.in/Student_subject_mapping.aspx'. The left sidebar contains navigation links: Dashboard, Masters, Master Mapping (selected), Student Subject Mapping, Student Supple Mapping, External Faculty Master, Dashboard DEAN PG, Exam, Setting, Report, and Logout. The main content area is titled 'Mapping Report' and 'Student Subject Mapping'. It features three dropdown menus: 'Select Degree' (POST-GRADUATE MASTER), 'Select Student' ([2010721017] RANKJA JIGARKUMAR NATHALAL), and 'Select Semester' (1). Below these is a 'Select Course' section with a search bar and a list of courses. A 'Withdrawn Course' section is also present. On the right, there are buttons for mapping courses: MAJOR>>, MAJOR CORE>>, MINOR>>, SPECIALIZATION>>, ALLIED/SUPPORTING>>, ELECTIVE>>, PRE-REQUISITE>>, N-C COMPULSORY>>, and RESEARCH (T/P)>>. A 'Mapped Course' section is on the far right.

Mapping Report

Student Subject Mapping

Select Degree : POST-GRADUATE MASTER

Select Student : [2010721017] RANKJA JIGARKUMAR NATHALAL

Select Semester : 1

Select Course

Search...

[2013] [AG-STAT.533] STATISTICAL METHODS FOR CROP PROTECTION - I

[2013] [ENT 501] INSECT MORPHOLOGY

[2013] [ENT 502] INSECT ANATOMY, PHYSIOLOGY AND NUTRITION

[2013] [ENT 504] CLASSIFICATION OF INSECTS

[2013] [ENT 505] INSECT ECOLOGY

[2013] [ENT 507] BIOLOGICAL CONTROL OF CROP PESTS AND WEEDS

[2013] [ENT 508] TOXICOLOGY OF INSECTICIDES

[2013] [ENT 510] PRINCIPLES OF INTEGRATED PEST MANAGEMENT

[2013] [ENT 511] PESTS OF FIELD CROPS

[2013] [ENT 512] PESTS OF HORTICULTURAL AND PLANTATION CROPS

[2013] [ENT 518] TECHNIQUES IN PLANT PROTECTION

[2013] [ENT 591] MASTER'S SEMINAR

[2013] [ENT 599] MASTER'S RESEARCH

[2013] [MICRO.511] BIOFERTILIZER TECHNOLOGY

[2013] [PGS 501] LIBRARY AND INFORMATION SERVICES

[2013] [PGS 502] TECHNICAL WRITING AND COMMUNICATIONS SKILLS

[2013] [PGS 503 (E-COURSE)] INTELLECTUAL PROPERTY AND ITS MANAG

[2013] [PGS 504] BASIC CONCEPTS IN LABORATORY TECHNIQUES

Withdrawn Course

MAJOR>>

MAJOR CORE>>

MINOR>>

SPECIALIZATION>>

ALLIED/SUPPORTING>>

ELECTIVE>>

PRE-REQUISITE>>

N-C COMPULSORY>>

RESEARCH (T/P)>>

Mapped Course

After completing this activity you can print out course card of student. (Submit 1st semester course card in an academic section of your college)

For technical help if any Contact: Mayur Bharthera – 9275056704.

*If Course related any query kindly send email on **araca@nau.in** with details*