



ડો. એચ. વી. પંડ્યા  
ઈ/ચા. કુલસચિવ

# નવસારી કૃષિ યુનિવર્સિટી

એરુ, ચાર રસ્તા, નવસારી - ૩૮૬ ૪૫૦, ગુજરાત

ફોન: ૦૨૬૩૭ ૨૮૨૮૨૩  
ઈમેલ: registrar@nau.in

## અગત્યનું ખૂબજ જરૂરી

### —: પરિપત્ર :—

આથી સંબંધકર્તા સર્વેને જણાવવાનું કે, નવસારી કૃષિ યુનિવર્સિટી, નવસારીના eXmas સોફ્ટવેરમાં નવુ પીજી મોડ્યુલ તરીકે Dashboard DEAN PG ટેબ ઉમેરવામાં આવેલ છે.

નવસારી કૃષિ યુનિવર્સિટી હસ્તકની મહાવિદ્યાલયોમાં અનુસ્નાતક કક્ષાએ નવા શૈક્ષણિક વર્ષ ૨૦૨૧-૨૨ માં પ્રવેશ મેળવેલ વિદ્યાર્થીઓ માટે હવેથી Dashboard DEAN PG મારફતથી જ તમામ શૈક્ષણિક પદ્ધતિ Online કરવાની રહે છે. તેથી, અનુસ્નાતક કક્ષાના સર્વે આચાર્ય, મુખ્ય માર્ગદર્શક, એકેડેમીક ઈન્ચાર્જ, પરીક્ષકોએ આ બાબતે કાળજીપૂર્વક કાર્યપદ્ધતિ કરવા જણાવવામાં આવે છે.

Dashboard DEAN PG શૈક્ષણિક પદ્ધતિ અનુસરવા માટેની ગાઈડલાઈન આ સાથે સામેલ છે.

વધુમાં, COVID-19 ના કારણે ચાલુ શૈક્ષણિક વર્ષ ૨૦૨૧-૨૨ ની ICAR મારફતની પ્રવેશ પ્રક્રિયા મોડેથી પૂર્ણ થયેલ હોય અનુસ્નાતક કક્ષાના વિદ્યાર્થીઓના રજીસ્ટ્રેશન નંબર ફાળવવામાં વિલંબ થયેલ છે અને પીજી એકેડેમીક કેલેન્ડર મુજબ નવા સત્રની સત્રાંત પરીક્ષા ટૂંક સમયમાં શરૂ થનાર હોય તેમજ પીજી મોડ્યુલ ને કાર્યરત કરવા હાલમાં અનુસ્નાતક કક્ષાના વિદ્યાર્થીઓના "Form for Certification of the Post-Graduate Student" (કલર્સ ફોર્મ) મેન્યુલી તથા ઓનલાઈન એમ બંન્ને રીતે ભરી જે તે મહાવિદ્યાલયની શૈક્ષણિક શાખામાં સમયમર્યાદામાં જમા કરવાના રહેશે.

ઉપરોક્ત પરિપત્રનું ચુસ્તપણે પાલન કરવાનું રહેશે.

જા.નં. નકૃયુ/૨જી/પરીક્ષા/પીજીટી/૭૪૬/૨૦૨૨  
તા. ૧૬/૦૨/૨૦૨૨

  
કુલસચિવ

નકલ સવિનય રવાના જાણ તેમજ ઘટતું થવા સાડું :

સંશોધન નિયામક અને અનુસ્નાતક વિદ્યાશાખાધ્યક્ષશ્રી, ન.કૃ.યુ., નવસારી.

# ost Graduate Students only New Admission 2021-22 Guide Activity Guideline as given below.

Step 1- First login in exam software (with your Appropriate College and Role) See the screen shot.

The screenshot shows a web browser window with the address bar displaying "exam.nau.in/login.aspx". The page features the Navsari Agricultural University logo on the left and a login form on the right. The login form is titled "exmas examination management system" and includes a heading "Select proper College/Role to perform your task". It contains two dropdown menus: "College" with the selected value "[07] COLLEGE OF AGRICULTURE, BHARUCH" and "Role" with the selected value "GUIDE". Below the dropdowns are two buttons: "Submit" and "Back". The Windows taskbar at the bottom shows the search bar, task view button, and several application icons, along with system information indicating 21°C, haze, and the date 2/15/2022.

NAVARSARI AGRICULTURAL UNIVERSITY

exmas  
examination management system

Select proper College/Role to perform your task

College  
[07] COLLEGE OF AGRICULTURE, BHARUCH

Role  
GUIDE

Submit Back

Step2:-Now Click on Dashboard Dean PG See the below screen

The screenshot shows a web browser window displaying the NAVSARI AGRICULTURAL UNIVERSITY EXAMINATION PORTAL. The browser's address bar shows the URL `exam.nau.in/Dashboard.aspx`. The page header includes the university's name, the current academic year (2021-2022), and a welcome message for DEVENDRAKUMAR RAMANBHAI PATEL. The left sidebar contains a menu with options: Dashboard, Masters, Master Mapping, Dashboard DEAN PG (highlighted with a red circle), Exam, Setting, Report, and Logout. The main content area features the university's logo and a 'NEWS' section with a list of announcements. The Windows taskbar at the bottom shows the system date and time as 12:32 PM on 2/15/2022.

NAVARSARI AGRICULTURAL UNIVERSITY | Current Academic Year : 2021-2022 | Welcome DEVENDRAKUMAR RAMANBHAI PATEL

## NAVSARI AGRICULTURAL UNIVERSITY

EXAMINATION PORTAL

कृषिम्ना ज्ञानम्

### NEWS

- Mark Entry for M.Sc. (Horticulture), Semester - 5 (REGULAR) is open from 25/11/2021 to 28/02/2022.
- TO CHANGE COURSE CATEGORY :- MAPPING OF THESIS/RESEARCH COURSE
- Mark Entry for M.B.A. (ABM), Semester - 1 (REGULAR) is open from 14/03/2019 to 28/03/2019.
- Mark Entry for Ph.D. (Agribusiness Management), Semester - 1 (REGULAR) is open from 13/03/2019 to 28/03/2019.
- CONTACT PERSON - REGARDING EXAM SOFTWARE
- STAFF COURSE MAPPING FOR ALL FACULTIES - DEGREES
- FOR ONLY PG : STUDENT SUBJECT MAPPING THESIS/PROJECT COURSE & MARKS ENTRY
- TO CREATE NEW LOGIN ID NEW EMPLOYEE OR CHANGE THE ROLE OF TEACHER TO GUIDE
- ANY QUERY FOR USING OF ONLINE EXAMINATION SOFTWARE OF NAU
- OTP PROBLEM
- STAFF COURSE MAPPING ALL UG, PG & POLYTECHNIC COLLEGES
- PG STUDENT SUBJECT MAPPING (REGULAR & SUPPLE.) ALL PG COLLEGES
- IF, ANY QUERY FOR OPENING OF ONLINE EXAMINATION SOFTWARE OF NAU
- REGARDING SUBJECT MAPPING OF PGS (NON-CREDIT COMPULSORY) COURSE

Step3:-Now Click on Home Page and see your allotted student details

Now Click on Process button (only new admitted PG students 2021-22)

The screenshot displays the NAVSARI AGRICULTURAL UNIVERSITY EXMAS (examinations management system) interface. The top header shows the university name, current academic year (2021-2022), and a welcome message for DEVENDRAKUMAR RAMANBHAI PATEL. The left sidebar contains navigation options: Dashboard, Home Page (highlighted with a red circle), Master, Report, Setting, and Logout. The main content area is titled 'DEAN-PG MODULE' and shows a list of admitted students for the 2021-2022 academic year. A green box highlights the first student's row, and an arrow points to the 'Process' button. Below this, there are sections for students admitted in 2020-2021 and 2019-2020.

| Sr No | Enrollment No. | Student Name              | Program Name        | Action                  |
|-------|----------------|---------------------------|---------------------|-------------------------|
| 1     | 2010721017     | RAKHA JIGARKUMAR NATHALAL | M.Sc. (Agriculture) | <a href="#">Process</a> |

Showing 1 to 1 of 1 entries

| Sr No | Enrollment No. | Student Name                | Program Name        | Action                  |
|-------|----------------|-----------------------------|---------------------|-------------------------|
| 1     | 2010720002     | ANTALA DHIRUV HANSRAJBHAI   | M.Sc. (Agriculture) | <a href="#">Process</a> |
| 2     | 2010720012     | MAKVANA LALJIBHAI LAKHABHAI | M.Sc. (Agriculture) | <a href="#">Process</a> |

Showing 1 to 2 of 2 entries

| Sr No | Enrollment No. | Student Name                 | Program Name        | Action                  |
|-------|----------------|------------------------------|---------------------|-------------------------|
| 1     | 2010719001     | BALAJI YAGNESHKUMAR MANUBHAI | M.Sc. (Agriculture) | <a href="#">Process</a> |

Showing 1 to 1 of 1 entries

Step4:-Now you see the campus form here you click on Fill button and move to the next page.

The screenshot shows the EXMAS (examination management system) interface. The browser address bar displays the URL: exam.nau.in/D\_PG\_Student\_Detail.aspx?Student\_id=18205. The page header includes the NAVSARI AGRICULTURAL UNIVERSITY logo, the current academic year (2021-2022), and a welcome message for DEVENDRAKUMAR RAMANBHAI PATEL.

The main content area is titled "View Student Detail" and displays the following information:

- Enrollment No. 2010721017
- Student Name : RANKJA JIGARKUMAR NATHALAL
- College Name : COLLEGE OF AGRICULTURE, BHARUCH
- Program Name : B.Sc. (Agriculture)

A table lists the forms and their status:

| Sr. No. | Form Name             | Schedule       | Status | Action               |
|---------|-----------------------|----------------|--------|----------------------|
| 1       | Campus Form           | Currently Open |        | <a href="#">Fill</a> |
| 2       | Synopsis              |                |        |                      |
| 3       | Prelims Proposal Form |                |        |                      |
| 4       | Prelims Result        |                |        |                      |
| 5       | Thesis Proposal       |                |        |                      |
| 6       | Thesis Viva Form      |                |        |                      |

The "Campus Form" row is highlighted with a blue circle, and a blue arrow points to the "Fill" button in the "Action" column.

Step5:-Here you Add all courses (Full Courses).

For that you simply select course category and course name and then Click on Add button (So the course will be added) ....Same way you add all courses of student and then click on next button

NAVSAARI AGRICULTURAL UNIVERSITY | Current Academic Year : 2021-2022 | Welcome DEVENDRAKUMAR RAMANBHAI PATEL

Home Page

Campus Form

Degree Name : POST-GRADUATE MASTER  
Student Name : [2010721017] RANKJA JIGARKUMAR NATHALAL  
Student Guide : DEVENDRAKUMAR RAMANBHAI PATEL  
Major Subject : ENTOMOLOGY  
Minor Subject : PLANT PATHOLOGY

Print Campus Form Credit Summary

Subject Mapping Advisory Committee

Select Course Category : MAJOR  
Select Course : ---select---

Add

Search:

| Sr. No.                    | Course Category | Course Code | Course Name | Credits | Eff.  | Action |
|----------------------------|-----------------|-------------|-------------|---------|-------|--------|
| No data available in table |                 |             |             |         |       |        |
|                            |                 |             |             | Total : | 0 + 0 |        |

Showing 0 to 0 of 0 entries

First Previous Next Last

Next

EXMAS

exam.nau.in/Student\_subject\_mapping\_D\_PG.aspx?Student\_id=18205

Not secure

⌵ ⌵ ⌵ ⌵ ⌵

Master

Report

Setting

Logout

Major Subject : ENTOMOLOGY

Minor Subject : PLANT PATHOLOGY

Print Campus Form

Credit Summary

Subject Mapping



















Advisory Committee

Select Course Category : MAJOR









Select Course : [2013] [ENT 501] INSECT MORPHOLOGY

Add

Search:

| Sr. No. | Course Category | Course Code | Course Name                                 | Credits | Eff.  | Action  |
|---------|-----------------|-------------|---|---------|-------|---|
|         |                 |             |   |         | Since |   |
| 1       | MAJOR           | ENT 501     | INSECT MORPHOLOGY                           | 1 + 1   | 2013  |   |
| 2       | MAJOR           | ENT 502     | INSECT ANATOMY, PHYSIOLOGY AND NUTRITION    | 2 + 1   | 2013  |   |
| 3       | MAJOR           | ENT 504     | CLASSIFICATION OF INSECTS                   | 2 + 1   | 2013  |   |
| 4       | MAJOR           | ENT 505     | INSECT ECOLOGY                              | 1 + 1   | 2013  |   |
| 5       | MAJOR           | ENT 507     | BIOLOGICAL CONTROL OF CROP PESTS AND WEEDS  | 1 + 1   | 2013  |   |
| 6       | MAJOR           | ENT 508     | TOXICOLOGY OF INSECTICIDES                  | 2 + 1   | 2013  |   |
| 7       | MAJOR           | ENT 510     | PRINCIPLES OF INTEGRATED PEST MANAGEMENT    | 1 + 1   | 2013  |   |
| 8       | MAJOR           | ENT 511     | PESTS OF FIELD CROPS                        | 1 + 1   | 2013  |   |
| 9       | MAJOR           | ENT 512     | PESTS OF HORTICULTURAL AND PLANTATION CROPS | 1 + 1   | 2013  |   |

Type here to search



L

29°C Polluted air

ENG

04:15 PM  
15-02-2022

Step 6:-After Adding all Courses click on Next button and add Advisory committee details with Minor Guide and Committee Members details as shown below.

The screenshot displays the EXMAS web application interface. The left sidebar contains navigation links: Dashboard, Home Page, Master (selected), External Faculty Master, Download Document, Report, Setting, and Logout. The main content area is titled 'Campus Form' and displays student details: Degree Name: POST-GRADUATE MASTER, Student Name: [2010721017] RANKJA JIGARKUMAR NATHALAL, Student Guide: DEVENDRAKUMAR RAMANBHAI PATEL, Major Subject: ENTOMOLOGY, and Minor Subject: PLANT PATHOLOGY. Below this are buttons for 'Print Campus Form' and 'Credit Summary'. The 'Advisory Committee' section is active, showing a dropdown for 'Select Committee Category' set to 'Minor Guide' and a dropdown for 'Select Employee' set to 'DR DIPAKKUMAR MAGANLAL PATHAK [COLLEGE OF AGRICULTURE, BHARUCH]'. An 'Add' button is present. Below these is a table with one entry for 'DEVENDRAKUMAR RAMANBHAI PATEL [COLLEGE OF AGRICULTURE, BHARUCH]' as the 'Major Guide'. The 'View Remark' section below it is empty, showing 'No data available in table'. The bottom of the screen shows a Windows taskbar with various application icons and a system tray with date and time (05:19 PM 15-02-2022).

**Campus Form**

Degree Name : POST-GRADUATE MASTER  
Student Name : [2010721017] RANKJA JIGARKUMAR NATHALAL  
Student Guide : DEVENDRAKUMAR RAMANBHAI PATEL  
Major Subject : ENTOMOLOGY  
Minor Subject : PLANT PATHOLOGY

[Print Campus Form](#) [Credit Summary](#)

**Subject Mapping** **Advisory Committee**

Select Committee Category : Minor Guide  
Select Employee : DR DIPAKKUMAR MAGANLAL PATHAK [COLLEGE OF AGRICULTURE, BHARUCH]  
[Add](#)

Search:

| Sr. No. | Employee  | Committee Category | Action                                      |
|---------|---|--------------------|---|
| 1       | DEVENDRAKUMAR RAMANBHAI PATEL [COLLEGE OF AGRICULTURE, BHARUCH] | Major Guide        | <a href="#">Edit</a> <a href="#">Delete</a> |

Showing 1 to 1 of 1 entries

First Previous 1 Next Last

**View Remark :**

Search:

| Sr. No.                    | Role Name | Employee | Remark |
|----------------------------|-----------|----------|--------|
| No data available in table |           |          |        |

Showing 0 to 0 of 0 entries

First Previous Next Last

Finally submit it so your students request will be forwarded to respective channel like Principal, Registrar, and Dean PG for Approval.



After getting approval, guide can map the courses to students  
As shown below (Master mapping-Student subject mapping)  
semester wise.

The screenshot displays the EXMAS (Examination Management System) web application. The browser address bar shows the URL `exam.nau.in/Student_subject_mapping.aspx`. The left sidebar contains a navigation menu with the following items: Dashboard, Masters, Master Mapping (selected), Student Subject Mapping, Student Supple Mapping, External Faculty Master, Dashboard DEAN PG, Exam, Setting, Report, and Logout. The main content area is titled "Mapping Report" and "Student Subject Mapping". It features three dropdown menus: "Select Degree" (POST-GRADUATE MASTER), "Select Student" ([2010721017] RANKJA JIGARKUMAR NATHALAL), and "Select Semester" (1). Below these, there is a "Select Course" section with a search bar and a list of courses. A "Withdrawn Course" section is also visible. To the right of the course list are buttons for "MAJOR>>", "MAJOR CORE>>", "MINOR>>", "SPECIALIZATION>>", "ALLIED/SUPPORTING>>", "ELECTIVE>>", "PRE-REQUISITE>>", "N-C COMPULSORY>>", and "RESEARCH (T/P)>>". A "Mapped Course" section is located on the far right. The Windows taskbar at the bottom shows the system clock as 12:12 PM on 16-02-2022, with a temperature of 29°C and a weather condition of Haze.

After doing this activity you can print course card of student.

Contact: 9275056704, 7984613139, 9662500588 If any query